

---

# 2018 Community Development Block Grant Consolidated Annual Performance and Evaluation Report

---

Grant Number: B-18-MC-39-0005 DUNS: 07-690-3970

---

Period Covered: January 1, 2018 through December 31, 2018

---



**CLEVELAND  
HEIGHTS**

CR-05 - Goals and Outcomes

**Progress the jurisdiction has made in carrying out its strategic plan and its action plan. 91.520(a)**

This could be an overview that includes major initiatives and highlights that were proposed and executed throughout the program year.

The City of Cleveland Heights bases the development of its Community Development Block Grant (CDBG) Program on the National Objectives and the Primary Goals established by the U.S. Department of Housing and Urban Development for the CDBG Program and upon the needs established in the City's Five Year Consolidated Plan. Each year the City, in conjunction with its twenty-two member Citizens Advisory Committee, reviews the community's CDBG Goals and Objectives. The City of Cleveland Heights' CDBG Certification with HUD specifies that we will give maximum priority to activities that benefit low- and moderate-income persons, specifying that the aggregate use of CDBG funds during program years 2017, 2018, and 2019 shall be a minimum of 70% of our expenditure. In 2018, \$1,127,346.56 or 84% of our expenditures were on activities benefiting low-and moderate-income (LMI) persons. Through the first two years of our 3-year LMI certification, the City of Cleveland Heights expended \$2,233,418.70 or 86% of its CDBG funds on activities that benefit LMI households.

Having prioritized the National Objectives of the CDBG program in our goals and objectives, we have focused as a community on providing funds to activities that benefit low-and moderate-income persons and eliminated slum and blighted conditions. Slum and blighted conditions within the City have been identified through the Investment Target Area (ITA) study updated in 2012. The City also addressed slum and blight on a spot basis, determining eligibility by using the adopted ITA definition of slum and blight.

These goals and objectives are met through both city programs and with the assistance of a number of subrecipients. Subrecipients in 2018 were: Cleveland Tenants Organization, Heights Emergency Food Center, Start Right Community Development Corporation, Open Doors Academy, Heights Youth Club, Family Connections, Gesher, Lake Erie Ink, FutureHeights, Home Repair Resource Center, and Cedar Taylor Development Association. All of our Public Service providers verify income and family size of all program participants. This information is then reported to the City via a monthly report and staff verifies that they are serving at least 51% LMI clientele. All intake forms are available to city staff during monitoring visits as well.

**Comparison of the proposed versus actual outcomes for each outcome measure submitted with the consolidated plan and explain, if applicable, why progress was not made toward meeting goals and objectives. 91.520(g)**

Categories, priority levels, funding sources and amounts, outcomes/objectives, goal outcome indicators, units of measure, targets, actual outcomes/outputs, and percentage completed for each of the grantee's program year goals.

Goal	Category	Source / Amount	Indicator	Unit of Measure	Expected – Strategic Plan	Actual – Strategic Plan	Percent Complete	Expected – Program Year	Actual – Program Year	Percent Complete
Improve, Maintain, and Expand Affordable Housing	Affordable Housing	CDBG: \$	Homeowner Housing Rehabilitated	Household Housing Unit	305	285	93.44%	85	68	80.00%
Improve, Maintain, and Expand Affordable Housing	Affordable Housing	CDBG: \$	Direct Financial Assistance to Homebuyers	Households Assisted	25	20	80.00%	8	4	50.00%
Improve, Maintain, and Expand Affordable Housing	Affordable Housing	CDBG: \$	Housing Code Enforcement/Foreclosed Property Care	Household Housing Unit	5000	3796	75.92%	1000	859	85.90%
Increase Economic Opportunities	Non-Housing Community Development	CDBG: \$	Public Facility or Infrastructure Activities other than Low/Moderate Income Housing Benefit	Persons Assisted	0	7035				
Increase Economic Opportunities	Non-Housing Community Development	CDBG: \$	Facade treatment/business building rehabilitation	Business	20	17	85.00%	4	12	300.00%
Increase Economic Opportunities	Non-Housing Community Development	CDBG: \$	Jobs created/retained	Jobs	0	7				

Increase Economic Opportunities	Non-Housing Community Development	CDBG: \$	Businesses assisted	Businesses Assisted	10	6	60.00%	2	0	0.00%
Provide Needed Public Services	Non-Homeless Special Needs	CDBG: \$	Public service activities other than Low/Moderate Income Housing Benefit	Persons Assisted	26800	58360	217.76%	9105	16336	179.42%
Revitalize Residential Neighborhoods	Non-Housing Community Development	CDBG: \$	Public Facility or Infrastructure Activities other than Low/Moderate Income Housing Benefit	Persons Assisted	22500	28495	126.64%	2695	13635	505.94%
Revitalize Residential Neighborhoods	Non-Housing Community Development	CDBG: \$	Homeowner Housing Rehabilitated	Household Housing Unit	20	91	455.00%			
Revitalize Residential Neighborhoods	Non-Housing Community Development	CDBG: \$	Buildings Demolished	Buildings	20	2	10.00%	5	2	40.00%

**Table 1 - Accomplishments – Program Year & Strategic Plan to Date**

**Assess how the jurisdiction's use of funds, particularly CDBG, addresses the priorities and specific objectives identified in the plan, giving special attention to the highest priority activities identified.**

The City of Cleveland Heights continues to strive to achieve the goals and objectives that are outlined in our Annual and Five Year Plans. The Chart in Appendix C of the attached CAPER Narrative summarizes activities completed during FY 2018.

Programs have been developed to assist low-and moderate-income homeowners with health and safety concerns and minor repairs. The Community Development Block Grant program funds the Violation Repair Program for Seniors. CDBG funds also support the Short Term Deferred Loan program that assists low-and moderate-income homeowners to address needed repairs. These programs assisted 15 households in 2018, under our stated goal of assisting 30 households.

The Single Family Rehabilitation strategy also has a variety of programs designed to assist low-and moderate-income homeowners. The Deferred and No-Interest Loans programs administered by the City's Housing Preservation Office (HPO) are funded through the HOME Investment Partnership Program. The HOME regulations stipulate that, at a minimum, the housing units be brought up to local housing codes. HPO also operates the Nuisance Abatement Program that addresses blighted properties within the City. The City also works with a private-nonprofit agency, the Home Repair Resource Center (HRRC). HRRC's programs utilize Community Development Block Grant funds to leverage private loan dollars from banks. The Single Family Rehabilitation strategy was projected to assist 20 households in 2018; 17 households were served. In addition, 46 emergency board-ups/special clean-ups were performed using Nuisance Abatement funds.

The Housing Preservation Office's Exterior Paint Program had a goal of assisting 25 households. The program assisted 25 low-and moderate-income households with grants of up to \$3,500 for labor and materials needed to paint their homes utilizing lead-safe methods.

The City of Cleveland Heights continues to work with the Cuyahoga County Board of Health and the Cuyahoga Department of Development to implement the Lead Safe Cuyahoga Program. The program provides grants of up to \$9,500 for the removal of lead-based paint hazards from the homes of low-and moderate-income households with children under the age of six residing in the home. In 2018, this program had a goal of assisting 16 households; the program assisted 21 households under a contract that went into effect in 2015.

The City has a goal of assisting low-and moderate-income homebuyers. To that end, the City budgeted HOME funds to assist low-and moderate-income households purchase homes. The maximum amount of down payment assistance is \$10,000. The down payment loan is forgiven after ten years of owner occupancy. The homebuyer must provide 3.5% of the sale price from personal funds. In 2018, 4 LMI households were assisted, short of the goal of 8. Cleveland Heights also encouraged Home Repair Resource Center to become a HUD Certified Housing Counseling Agency several years ago and the City continues to fund this activity with CDBG dollars.



## CR-10 - Racial and Ethnic composition of families assisted

Describe the families assisted (including the racial and ethnic status of families assisted).

91.520(a)

	<b>CDBG</b>
White	1,218
Black or African American	3,856
Asian	33
American Indian or American Native	1
Native Hawaiian or Other Pacific Islander	8
<b>Total</b>	<b>5,116</b>
Hispanic	26
Not Hispanic	5,669

**Table 2 – Table of assistance to racial and ethnic populations by source of funds**

### Narrative

LMI activities, including 9 public service activities and 5 housing rehab activities, assisted 5,695 families in 2018. The following summary compares the racial and ethnic composition of families served with Cleveland Heights' racial and ethnic composition as a whole from the 2013-2017 American Community Survey 5-Year Estimates (in parentheses):

- 3,856 families or 67.7% (41.8%) self identified as Black or African American.
- 1,218 families or 21.4% (49.2%) self identified as White.
- 574 families or 10.1% (2.8%) self identified as Multi-Racial.
- 33 families or 0.6% (5.2%) self identified as Asian.
- 26 families or 0.5% (2.5%) self identified as Hispanic.

**CR-15 - Resources and Investments 91.520(a)**

**Identify the resources made available**

Source of Funds	Source	Resources Made Available	Amount Expended During Program Year
CDBG	CDBG	1,802,102	1,488,348
HOME	HOME		
HOPWA	HOPWA		
ESG	ESG		
Other	Other		

**Table 3 - Resources Made Available**

**Narrative**

HOME is reported through the Cuyahoga County HOME Consortium.

**Identify the geographic distribution and location of investments**

Target Area	Planned Percentage of Allocation	Actual Percentage of Allocation	Narrative Description
City of Cleveland Heights	100	100	Citywide

**Table 4 – Identify the geographic distribution and location of investments**

**Narrative**

All funds expended were expended for the benefit of Cleveland Heights residents.



## **Leveraging**

**Explain how federal funds leveraged additional resources (private, state and local funds), including a description of how matching requirements were satisfied, as well as how any publicly owned land or property located within the jurisdiction that were used to address the needs identified in the plan.**

Cleveland Heights has been successful in leveraging additional funds. Many of the City's rehabilitation programs require the homeowner to match the funds they receive. Home Repair Resource Center and FutureHeights have established good working relationships with three area banks that contribute to their ability to leverage additional funds. During the past year, our Down Payment Assistance Program leveraged a total of \$280,808 in private down payment and private mortgage funds.

## CR-20 - Affordable Housing 91.520(b)

Evaluation of the jurisdiction's progress in providing affordable housing, including the number and types of families served, the number of extremely low-income, low-income, moderate-income, and middle-income persons served.

	One-Year Goal	Actual
Number of Homeless households to be provided affordable housing units	0	0
Number of Non-Homeless households to be provided affordable housing units	4	4
Number of Special-Needs households to be provided affordable housing units	0	0
<b>Total</b>	<b>4</b>	<b>4</b>

Table 5 – Number of Households

	One-Year Goal	Actual
Number of households supported through Rental Assistance	0	0
Number of households supported through The Production of New Units	0	0
Number of households supported through Rehab of Existing Units	70	88
Number of households supported through Acquisition of Existing Units	0	0
<b>Total</b>	<b>70</b>	<b>88</b>

Table 6 – Number of Households Supported

**Discuss the difference between goals and outcomes and problems encountered in meeting these goals.**

The accomplishments achieved in Cleveland Heights with HUD funds include the maintenance and retention of affordable housing as described in Title II of the National Affordable Housing Act. The housing programs funded with Community Development Block Grant, HOME and Lead Safe Cuyahoga funds assist low- and moderate-income homeowners with the rehabilitation of their homes. These programs directly assist low- and moderate-income homeowners to maintain their homes through

activities such as below market interest rate rehabilitation loans, an exterior paint program grant and providing services to the elderly and disabled that assist them to remain in their homes.

The City has determined that our area of greatest need is that of owner-occupied housing. We are a community with a wide variety of housing opportunities including: apartment buildings, modest single family homes, two-family homes, medium priced to very high end single family homes and condominiums. Most of our housing was built prior to 1945 and therefore home repairs can be a barrier to low- and moderate-income homeowners. Housing rehabilitation costs are barriers that we are addressing to assist low- and moderate-income households remain in their homes.

In 2018, 92 low-and moderate-income households were assisted to maintain their affordable homes through the CDBG, HOME and Lead Safe Cuyahoga rehabilitation programs.

The City has a goal of assisting low-and moderate-income homebuyers. To that end, the City of Cleveland Heights utilized HOME funds to assist low-and moderate-income households purchase homes. Home Repair Resource Center manages this program for Cleveland Heights. HRRC is reimbursed up to \$500 for direct program management costs and up to \$500 for housing counseling services for each completed down payment loan. The program provides up to \$10,000 of down payment assistance for single-family homes. The homebuyer must provide 3.5% of the sale price from personal funds. In 2018, four LMI households were assisted utilizing a total of \$42,782 of HOME funds and leveraging \$31,141 in private down payment funds and \$280,808 in private mortgage funds.

Cleveland Heights worked with Home Repair Resource Center to become a HUD Certified Housing Counseling Agency several years ago. The City helps fund this activity with CDBG dollars.

**Discuss how these outcomes will impact future annual action plans.**

HUD -funded non-CDBG programs brought our actual number of affordable rehabilitation projects past our goal for the year. HOME projects added an additional 3 rehab units and 4 homebuyer assistance units. Lead Safe and Healthy HOMes added an additional 21 rehabbed units to the total. Future program years will likely focus on greater utilization of home rehab loan programs. Loan programs have underperformed over the last several years.

**Include the number of extremely low-income, low-income, and moderate-income persons served by each activity where information on income by family size is required to determine the eligibility of the activity.**

<b>Number of Households Served</b>	<b>CDBG Actual</b>	<b>HOME Actual</b>
Extremely Low-income	14	0
Low-income	31	0
Moderate-income	47	0
<b>Total</b>	<b>92</b>	<b>0</b>

**Table 7 – Number of Households Served**

## **Narrative Information**

The vast majority of LMH activities in Cleveland Heights are focused on owner-occupied 1-3 family homes. Lead Safe Cuyahoga and Healthy Homes are the only activities that include rental units as eligible participants. This focus on owner-occupied housing skews the income of participants towards moderate-income designations rather than extremely low-income designations. Additionally, senior citizens and the permanently disabled are an eligibility requirement for the majority of home rehab programs. This skews the program participants to smaller household sizes which may have an upward effect on the percent of AMI calculation.

## **CR-25 - Homeless and Other Special Needs 91.220(d, e); 91.320(d, e); 91.520(c)**

**Evaluate the jurisdiction's progress in meeting its specific objectives for reducing and ending homelessness through:**

**Reaching out to homeless persons (especially unsheltered persons) and assessing their individual needs**

### ***CONTINUUM OF CARE***

The Cuyahoga County Housing Consortium, which includes the cities of Cleveland Heights, Euclid, Lakewood and Parma as well as the 50 suburban communities that comprise the Cuyahoga County Urban County, coordinates with the Cleveland/Cuyahoga County Office of Homeless Services to ensure that any homeless persons within those jurisdictions receives assistance. The Cleveland/Cuyahoga County Office of Homeless Services (OHS), a division within Cuyahoga County government, serves all 59 communities within Cuyahoga County. The OHS also coordinates the Cleveland/Cuyahoga County Continuum of Care, an extensive network of public, private and non-profit agencies that facilitate and/or provide, either directly or indirectly, assisted housing, health services and/or social services to persons in Cuyahoga County who are chronically homeless, homeless or are at-risk of homelessness.

Currently, the City of Cleveland Heights has not identified a homelessness problem within our community. Services offered by Cleveland/Cuyahoga County Office of Homeless Services (OHS) assist Cleveland Heights residents who are in need. These services include Emergency Solutions Grants, Shelter Plus Care and Transitional Housing. The Continuum of Care Review and Ranking Committee makes recommendations regarding agencies seeking new or renewal funding for their services. This is a countywide coordinated approach addressing homelessness through a continuum of care funded by the Department of Housing and Urban Development.

Also, the Center for Families and Children in Cleveland Heights is the lead agency in a partnership with the Cleveland Heights-University Heights Family Collaborative. Together with the Cuyahoga County Department of Children and Family Services, the Family to Family Collaborative serves families and children who are in—or are at risk of involvement with—the public system to help ensure the safety and well-being of children and promote family stability. The City of Cleveland Heights actively participates in the Collaborative along with representatives of the Cleveland Heights-University Heights Board of Education and Library. Other members include social service organizations that can provide a safety net to families with special needs, including being at risk of homelessness.

In addition to the Cleveland/Cuyahoga County Continuum of Care and Cuyahoga County housing counseling services, the City of Cleveland Heights funds a local nonprofit, Home Repair Resource Center, to provide housing counseling services. This allows individuals and families with children who may be in imminent risk of homelessness access to counseling services which may be able to keep them in their residence.

Additionally, the Interfaith Hospitality Network of Greater Cleveland has established a temporary shelter program for homeless families. This service is designed for families and can serve a maximum of 14 individuals at a time. The maximum length of stay with the network is 60 days; however each congregation would house the family for a maximum of seven consecutive days and then the family moves to a different congregation. Cleveland Heights has congregations that may each host a maximum of 14 individuals for seven consecutive days every two or three months.

The City of Cleveland Heights also addressed the needs of populations with special needs through a variety of CDBG funded programs including after school tutoring and the Office on Aging Social Worker program for seniors.

### **Addressing the emergency shelter and transitional housing needs of homeless persons**

The Cuyahoga County Housing Consortium, which includes the cities of Cleveland Heights, Euclid, Lakewood and Parma as well as the 50 suburban communities that comprise the Cuyahoga County Urban County, coordinates with the Cleveland/Cuyahoga County Office of Homeless Services to ensure that any homeless persons within those jurisdictions receives assistance. The Cleveland/Cuyahoga County Office of Homeless Services (OHS), a division within Cuyahoga County government, serves all 59 communities within Cuyahoga County. The OHS also coordinates the Cleveland/Cuyahoga County Continuum of Care, an extensive network of public, private and non-profit agencies that facilitate and/or provide, either directly or indirectly, assisted housing, health services and/or social services to persons in Cuyahoga County who are chronically homeless, homeless or are at-risk of homelessness.

### **Helping low-income individuals and families avoid becoming homeless, especially extremely low-income individuals and families and those who are: likely to become homeless after being discharged from publicly funded institutions and systems of care (such as health care facilities, mental health facilities, foster care and other youth facilities, and corrections programs and institutions); and, receiving assistance from public or private agencies that address housing, health, social services, employment, education, or youth needs**

The City of Cleveland Heights continues to work to overcome gaps in institutional structure and enhance coordination. This effort includes the participation on numerous boards and committees. Staff serves on the First Suburbs' committees addressing housing, economic development and community services to discuss common issues and approaches to addressing issues and creating opportunities. Cleveland Heights' Housing Manager has been appointed to the Cuyahoga Metropolitan Housing Authority's Landlord Advisory Council that discusses issues surrounding the Housing Choice Voucher program. Staff works with the Cleveland Heights' Family-to-Family Collaborative that works to strengthen support to families. Cleveland Heights is an active member of the Cuyahoga County HOME Consortium. Staff serves on the Executive Committee of the Greater Cleveland Reinvestment Coalition. Staff also serves on the board of the Ohio Conference of Community Development. The City of Cleveland Heights actively seeks opportunities to enhance services and coordination. We look to all of our partner agencies as well as our

current subrecipients and the public to assist with our comprehensive planning for our programs.

Cleveland Heights utilizes CDBG funds to support public services that have an impact on poverty. CDBG funds provide support to the Heights Emergency Food Center and Start Right Food Center, which provide very low-income families a three-day supply of food once a month. 4,268 households were assisted in 2018.

The City's Housing Preservation Office and Home Repair Resource Center, a HUD certified counseling agency, provide counseling to low- and moderate-income homeowners. The counseling includes financial management of a household budget, which assists those persons having few financial means.

All of the City's housing programs are geared to assist persons of low- and moderate-income and elderly and disabled homeowners. We are fortunate to be a community with a wide variety of housing choices including: apartment buildings, modest single family homes, two-family homes, medium priced to very high end single family homes and condominiums. Most of our housing was built prior to 1945 and therefore home repairs can be a barrier to low- and moderate-income homeowners. Housing rehabilitation costs are barriers that we are addressing to assist low- and moderate-income households remain in their homes.

The City of Cleveland Heights and its neighboring community, the City of University Heights, take great pride in their continued efforts to maintain themselves as integrated communities. In 1988 the two cities began The Heights Fund which seeks to support these efforts by providing financial incentives for pro-integrative moves throughout Cleveland Heights and University Heights. Experience over the years has shown that racial integration in neighborhoods is best maintained by active cooperative efforts to attract homebuyers of different races. This program seeks to maintain racial integration by providing monetary incentives to encourage prospective buyers to seek houses in areas where their race is under-represented.

**Helping homeless persons (especially chronically homeless individuals and families, families with children, veterans and their families, and unaccompanied youth) make the transition to permanent housing and independent living, including shortening the period of time that individuals and families experience homelessness, facilitating access for homeless individuals and families to affordable housing units, and preventing individuals and families who were recently homeless from becoming homeless again**

The Cuyahoga County Housing Consortium, which includes the cities of Cleveland Heights, Euclid, Lakewood and Parma as well as the 50 suburban communities that comprise the Cuyahoga County Urban County, coordinates with the Cleveland/Cuyahoga County Office of Homeless Services to ensure that any homeless persons within those jurisdictions receives assistance. The Cleveland/Cuyahoga County Office of Homeless Services (OHS), a division within Cuyahoga County government, serves all 59 communities within Cuyahoga County. The OHS also coordinates the Cleveland/Cuyahoga County Continuum of Care, an extensive network of public, private and non-profit agencies that facilitate and/or

provide, either directly or indirectly, assisted housing, health services and/or social services to persons in Cuyahoga County who are chronically homeless, homeless or are at-risk of homelessness.



## **CR-30 - Public Housing 91.220(h); 91.320(j)**

### **Actions taken to address the needs of public housing**

PY 2018 did not see any direct expenditure of funds on Public Housing facilities. Activities with a Low-Mod Area benefit, activities with a presumed benefit, and public service activities affect the residents of public housing facilities and improve the viability of public housing facilities through improved livability and access to community resources and infrastructure.

### **Actions taken to encourage public housing residents to become more involved in management and participate in homeownership**

The CDBG funded Community Capacity Building Program, carried out by our partner FutureHeights, seeks to educate and empower neighborhood residents to become community leaders and to be more active in civic life. The program targets residents of apartment buildings which includes Project-Based Section 8 facilities. Additionally, the Home Repair Resource Center hosts an annual housing fair in the spring that encourages residents to participate in our various programs, including the Down-Payment Assistance Program and the Heights Fund.

### **Actions taken to provide assistance to troubled PHAs**

The City of Cleveland Heights is not aware of any troubled PHAs in our region.

## **CR-35 - Other Actions 91.220(j)-(k); 91.320(i)-(j)**

**Actions taken to remove or ameliorate the negative effects of public policies that serve as barriers to affordable housing such as land use controls, tax policies affecting land, zoning ordinances, building codes, fees and charges, growth limitations, and policies affecting the return on residential investment. 91.220 (j); 91.320 (i)**

The City's Zoning Ordinance was revised and an amending ordinance was proposed in 2017. The revised ordinance was passed by Cleveland Heights City Council on January 16, 2018. This ordinance redefined "Family" in the City's zoning code. The change functionally removes barriers to non-traditional families and group living situations to locating in non multi-family zoning districts. Additionally, in 2018, the City implemented a city-wide property tax abatement program. The tax abatement benefits of the program change based on the location of the property. Properties located in distressed or underperforming Census Block Groups receive greater benefits. Low-Mod Area Eligibility is one of several factors that increase the term or amount of property taxes abated.

**Actions taken to address obstacles to meeting underserved needs. 91.220(k); 91.320(j)**

Due to the unanticipated increase in CDBG funding for FY 2018, the City instituted a Strategic Impact Opportunity that targets historically underserved neighborhoods for CDBG eligible projects. Additionally, the City along with several partners is undergoing comprehensive planning studies for both the Noble Road Corridor and the South Taylor Corridor. Both of these studies seek to improve the livability of historically underserved sections of the City.

**Actions taken to reduce lead-based paint hazards. 91.220(k); 91.320(j)**

Cleveland Heights continues to provide educational materials on lead-based paint to each homeowner and tenant whose property is undergoing rehabilitation. All City of Cleveland Heights departments involved in the purchase, renovation, or sale of housing have been informed of the single-family and multi-family disclosure for lead paint that took effect in Fall 1996.

The City of Cleveland Heights has been working with the Cuyahoga County Department of Development to implement a three-year lead based paint hazard identification and reduction program that was funded by the Department of Housing and Urban Development. In 2018, the City of Cleveland Heights assisted 21 low- and moderate-income households with children under the age of six to remove lead paint hazards from their homes.

**Actions taken to reduce the number of poverty-level families. 91.220(k); 91.320(j)**

Cleveland Heights utilizes CDBG funds to support public services that have an impact on poverty. CDBG funds provide support to the Heights Emergency Food Center and Start Right Food Center, which provide very low-income families a three-day supply of food once a month. 4,268 households were

assisted in 2018.

The City's Housing Preservation Office and Home Repair Resource Center, a HUD certified counseling agency, provide counseling to low- and moderate-income homeowners. The counseling includes financial management of a household budget, which assists those persons having few financial means.

**Actions taken to develop institutional structure. 91.220(k); 91.320(j)**

The City of Cleveland Heights continues to work to overcome gaps in institutional structure and enhance coordination. This effort includes the participation on numerous boards and committees. Staff serves on the First Suburbs' committees addressing housing, economic development and community services to discuss common issues and approaches to addressing issues and creating opportunities. Cleveland Heights' Housing Manager has been appointed to the Cuyahoga Metropolitan Housing Authority's Landlord Advisory Council that discusses issues surrounding the Housing Choice Voucher program. Staff works with the Cleveland Heights' Family-to-Family Collaborative that works to strengthen support to families. Cleveland Heights is an active member of the Cuyahoga County HOME Consortium. Staff serves on the Executive Committee of the Greater Cleveland Reinvestment Coalition. Staff also serves on the board of the Ohio Conference of Community Development. The City of Cleveland Heights actively seeks opportunities to enhance services and coordination. We look to all of our partner agencies as well as our current subrecipients and the public to assist with our comprehensive planning for our programs.

**Actions taken to enhance coordination between public and private housing and social service agencies. 91.220(k); 91.320(j)**

The City is an active member in the Greater Cleveland Reinvestment Coalition, a coalition of municipalities and housing agencies that focuses on bank performance in regard to the CRA. Through these monthly meetings, participants often share knowledge and expertise in order to better serve their constituents. The City also participates in the Cuyahoga Affordable Housing Alliance and the First Suburbs Housing Committee with similar benefits. The City also participates in the Heights Collaborative, a collaborative that focuses on the foster care system. Similar networking and benchmarking activities take place that improve service delivery in regards to social services.

**Identify actions taken to overcome the effects of any impediments identified in the jurisdictions analysis of impediments to fair housing choice. 91.520(a)**

The following states the impediments to fair housing choice identified in our last AI and the actions taken to overcome these impediments:

**Members of the protected classes could be more fully represented on appointed boards and commissions involved in housing and housing-related decisions.** The makeup of the City's boards and commissions has been surveyed with members of protected classes identified. New appointments will be recorded and every effort will be made to reflect the City's diversity in their selection. Additionally,

through FutureHeights' Community Capacity Building Program, underrepresented groups and protected classes are being targeted to participate in the program in order to empower them to apply for City boards and commissions. Lastly, the City of Cleveland Heights is working with local accessibility advocates to ensure that planning processes include the perspectives of those with a variety of physical and cognitive disabilities.

**The majority of fair housing complaints in Cleveland Heights filed with HUD and OCRC involved familial status as the basis for discrimination. Race was the second most common basis.** Landlord training has been conducted by the Cleveland Heights Police Department, Housing Inspections Department and Planning and Development Department. These are open to landlords, building owners and rental agents. Seminars are also held for Real Estate Professionals. Fair Housing education is included in each of the seminars. Fair Housing training was held for City Staff including employees from the following departments: Housing Inspections, Economic Development, Planning, Law, Fire Inspections as well as SafeBuilt, which manages the duties formerly covered by the Building Department. The City and School Board conducted a joint "Groundwater Training" with various City and School District staff that educated participants about systemic and institutional racism. The training was conducted by the Racial Equity and Inclusion program at Cleveland Neighborhood Progress. Staff also attended a 2-day "Phase I" seminar. Funds were set aside in 2019 for more staff and partners to attend the 2-day seminar. Lastly, the Fair Housing Discrimination contract for paired testing includes familial status as a requirement of the testing.

**Despite affirmative marketing initiatives implemented by the City, there remain areas of concentration of Black residents.** The City intends to continue to fund the administrative costs of The Heights Fund

**The City's Zoning Ordinance is in violation of the Fair Housing Act.** The City's Zoning Ordinance was revised and an amending ordinance was proposed in 2017. The revised ordinance was passed by Cleveland Heights City Council on January 16, 2018.

**Mortgage loan denials and high-cost lending disproportionately affect minority applicants in Cleveland Heights, similar to national trends.** The City continues to partially fund the Housing Counseling program at the Home Repair Resource Center. The counselor is HUD certified. Home Repair Resource Center, which is partially funded by CDBG through the City, holds home ownership workshops and training sessions for Cleveland Heights residents and those who are considering purchasing a home in the City. All buyers who purchased a NSP renovated property or access the City's Down Payment Assistance program are required to complete an eight hour course in home ownership and home maintenance. The City is an active member of the Greater Cleveland Reinvestment Coalition, a non-profit coalition of housing agencies and municipalities organizing around banking practices through the monitoring and enforcement of the Community Reinvestment Act and the execution of Community Benefits Agreements. The City is also a member of the National Community Reinvestment Coalition.

## **CR-40 - Monitoring 91.220 and 91.230**

**Describe the standards and procedures used to monitor activities carried out in furtherance of the plan and used to ensure long-term compliance with requirements of the programs involved, including minority business outreach and the comprehensive planning requirements**

The Cuyahoga County HOME Consortium adopted a performance measure to track during 2015:

The number of housing units assisted that have eliminated at least one significant health and safety deficiency as a result of housing rehabilitation, as defined by local codes.

All of Cleveland Heights' housing programs tracked this performance measure. During 2018, 89 housing units assisted by the City of Cleveland Heights' housing programs eliminated at least one significant health and safety deficiency.

The Citizens Advisory Committee and City staff continues to work with local CDBG recipients to establish effective performance measurements. This information is required of all applicants seeking CDBG funds. The City of Cleveland Heights has locally adopted goals and objectives for our CDBG program. The outcome measurements attempt to demonstrate our achievement in reaching the stated goals. The CAPER narrative describes the activities conducted to address each goal and provide output information. All CDBG recipients are reporting outcomes based upon HUD's outcome reporting requirements. This information is reported on the Outcome Chart in Appendix D.

The CDBG and HOME programs significantly assist the City of Cleveland Heights to address neighborhood and community issues. These programs help the city to achieve the overall goal of ensuring the availability of decent housing and a suitable living environment for all Cleveland Heights residents, and of expanding economic opportunities for persons of low- and moderate-income. During 2018, the economic rebound that the nation was continuing to experience was not experienced at the same level in Northeast Ohio. We will continue to use the funds provided to us to assist those in greatest need in Cleveland Heights. The City's rigorous systematic exterior inspection program is reporting less housing with serious housing violations. Businesses continue to be interested in and choose to locate in our commercial business districts. Developers are interested in constructing new housing on infill lots and through larger developments of assembled land. These outcomes are results of the strong CDBG and HOME activities described in this CAPER. In summary, the City of Cleveland Heights continues to strive to meet and exceed our goals and objectives to assist low-and moderate-income households and to address slum and blight to maintain a viable community through the efficient management of CDBG and HOME resources.

## **Citizen Participation Plan 91.105(d); 91.115(d)**

### **Describe the efforts to provide citizens with reasonable notice and an opportunity to comment on performance reports.**

In 1978, the City of Cleveland Heights developed a committee to provide citizen input on a timely and regular basis. Our Citizens Advisory Committee (CAC) consists of twenty-two members representing each of the twelve distinct neighborhoods of the city as well as ten at-large members, all appointed by City Council for one-year terms. The CAC holds public meetings each month to review CDBG activities. CAC holds two public hearings each August to allow subrecipients an opportunity to report on how they spent their CDBG funds and for agencies that wish to be considered for funding in the following year to present their proposals. Each September, CAC holds two public deliberation sessions regarding funding recommendations and each October a public hearing is held to review the annual plan. During its work sessions in September 2018, the Citizens Advisory Committee (CAC) made recommendations on the funding of organizations for Year 44. Detailed minutes of all CAC meetings are available for further review upon request. A copy of the Citizen Participation Plan and definition for Significant Change are attached following this narrative, noted as Appendix A and B. This plan was updated during the first quarter of 2011 and adopted by City Council in March 2011.

There were no changes to the program objectives in 2018. Should we decide to make changes to our objectives at any time, we would follow our Citizen Participation Plan as outlined in Appendix A. Our 22 person Citizens Advisory Committee meets monthly and is well versed in the CDBG program as well as in touch with the needs of the Cleveland Heights community.

Realizing the importance of decent housing, a suitable living environment, and the need for economic opportunities for LMI citizens, the City of Cleveland Heights adopted the same goals and objectives for 2018. As a result of positive experiences in Year 44, the City officials believed that citizen benefits could be expanded with the continuation of the same objectives in the upcoming year.

City Council and the CAC believe that CDBG funds should be used in a manner that provides direct benefits to low- and moderate-income persons. This is reflected in the percent budgeted and expended on LMI activities in 2018.

A copy of this document, the Consolidated Annual Performance and Evaluation Report (CAPER), was made available for public comment from March 15, 2019 through March 29, 2019. A legal notice was placed in our local newspaper, The Sun Press, on March 14, 2019 notifying the public of the availability of the CAPER for review and comment. The CAPER was available at Cleveland Heights City Hall and the Cleveland Heights-University Heights Main Library. It was also available for review on the City's website. Additionally the CAPER was made available to our Citizens Advisory Committee at a public meeting on March 19, 2019.

**CR-45 - CDBG 91.520(c)**

**Specify the nature of, and reasons for, any changes in the jurisdiction's program objectives and indications of how the jurisdiction would change its programs as a result of its experiences.**

N/A

**Does this Jurisdiction have any open Brownfields Economic Development Initiative (BEDI) grants?**

No

**[BEDI grantees] Describe accomplishments and program outcomes during the last year.**

**CR-45 - CDBG 91.520(c)**

**Specify the nature of, and reasons for, any changes in the jurisdiction's program objectives and indications of how the jurisdiction would change its programs as a result of its experiences.**

N/A

**Does this Jurisdiction have any open Brownfields Economic Development Initiative (BEDI) grants?**

No

**[BEDI grantees] Describe accomplishments and program outcomes during the last year.**




U.S. Department of Housing and Urban Development  
 Office of Community Planning and Development  
 Integrated Disbursement and Information System  
 List of Activities By Program Year And Project  
 CLEVELAND HEIGHTS,OH

REPORT FOR CPD PROGRAM CDBG  
 PGM YR 2018

Plan Year	IDIS Project	Project	IDIS Activity ID	Activity Name	Activity Status	Program	Funded Amount	Draw Amount	Balance	
2018	1	LMI Code Enforcement	1194	HPO Code Enforcement LMI	Completed	CDBG	\$38,890.58	\$38,890.58	\$0.00	
		<b>Project Total</b>					<b>\$38,890.58</b>	<b>\$38,890.58</b>	<b>\$0.00</b>	
	2	Housing Rehabilitation S/B		1188	HPO Administration S/B	Completed	CDBG	\$89,613.71	\$89,613.71	\$0.00
				1195	HPO Nuisance Abatement	Completed	CDBG	\$44,626.65	\$44,626.65	\$0.00
			<b>Project Total</b>					<b>\$134,240.36</b>	<b>\$134,240.36</b>	<b>\$0.00</b>
	3	Commercial District Revitalization		1197	Economic Development Admin LMI	Completed	CDBG	\$78,217.30	\$78,217.30	\$0.00
				1198	Economic Development Admin S/B	Completed	CDBG	\$92,656.73	\$92,656.73	\$0.00
				1199	Commercial Loan LMI	Canceled	CDBG	\$0.00	\$0.00	\$0.00
				1200	Storefront Rebate LMI	Completed	CDBG	\$8,614.06	\$8,614.06	\$0.00
				1201	Storefront Rebate S/B	Completed	CDBG	\$7,764.07	\$7,764.07	\$0.00
				1202	Storefront Loan LMI	Canceled	CDBG	\$0.00	\$0.00	\$0.00
				1203	Storefront Loan S/B	Completed	CDBG	\$30,350.48	\$30,350.48	\$0.00
				1204	Microenterprise Program	Canceled	CDBG	\$0.00	\$0.00	\$0.00
			<b>Project Total</b>					<b>\$217,602.64</b>	<b>\$217,602.64</b>	<b>\$0.00</b>
	4	Public Facilities		1205	Streets Improvement	Completed	CDBG	\$367,247.09	\$367,247.09	\$0.00
			<b>Project Total</b>					<b>\$367,247.09</b>	<b>\$367,247.09</b>	<b>\$0.00</b>
	5	Neighborhood Relations Program		1196	HPO Neighborhood Relations Program	Completed	CDBG	\$47,544.19	\$47,544.19	\$0.00
			<b>Project Total</b>					<b>\$47,544.19</b>	<b>\$47,544.19</b>	<b>\$0.00</b>
	6	CDBG Administration		1166	CDBG Administration	Completed	CDBG	\$111,216.82	\$111,216.82	\$0.00
				1167	Indirect Costs	Completed	CDBG	\$35,000.00	\$35,000.00	\$0.00
				1168	CDBG Financial Administration	Completed	CDBG	\$14,611.33	\$14,611.33	\$0.00
				1169	Geographic Information Systems	Completed	CDBG	\$34,778.09	\$34,778.09	\$0.00
			<b>Project Total</b>					<b>\$195,606.24</b>	<b>\$195,606.24</b>	<b>\$0.00</b>
	7	Fair Housing Activities		1170	Fair Housing Activities	Completed	CDBG	\$13,600.00	\$13,600.00	\$0.00
				1171	HCC Diversity	Completed	CDBG	\$4,895.60	\$4,895.60	\$0.00
				1172	Cleveland Tenants Organization	Completed	CDBG	\$2,190.27	\$2,190.27	\$0.00
			<b>Project Total</b>					<b>\$20,685.87</b>	<b>\$20,685.87</b>	<b>\$0.00</b>
8	Neighborhood Engagement		1173	FutureHeights	Completed	CDBG	\$31,088.87	\$31,088.87	\$0.00	
		<b>Project Total</b>					<b>\$31,088.87</b>	<b>\$31,088.87</b>	<b>\$0.00</b>	
9	Business District Assistance		1174	Cedar Taylor Business Association	Completed	CDBG	\$10,750.00	\$10,750.00	\$0.00	
		<b>Project Total</b>					<b>\$10,750.00</b>	<b>\$10,750.00</b>	<b>\$0.00</b>	
10	Youth Programs		1175	Family Connections	Completed	CDBG	\$20,000.00	\$20,000.00	\$0.00	
			1176	Open Doors Academy	Completed	CDBG	\$4,991.50	\$4,991.50	\$0.00	
			1177	Heights Youth Club	Completed	CDBG	\$20,416.65	\$20,416.65	\$0.00	

U.S. Department of Housing and Urban Development  
 Office of Community Planning and Development  
 Integrated Disbursement and Information System  
 List of Activities By Program Year And Project  
 CLEVELAND HEIGHTS,OH

Plan Year	IDIS Project	Project	IDIS Activity ID	Activity Name	Activity Status	Program	Funded Amount	Draw Amount	Balance
2018	10	Youth Programs	1178	Lake Erie Ink	Completed	CDBG	\$9,116.75	\$9,116.75	\$0.00
		<b>Project Total</b>					<b>\$54,524.90</b>	<b>\$54,524.90</b>	<b>\$0.00</b>
	11	Emergency Assistance	1179	Start Right CDC Food Program	Completed	CDBG	\$11,237.42	\$11,237.42	\$0.00
			1180	Heights Emergency Food Center	Completed	CDBG	\$23,872.92	\$23,872.92	\$0.00
			1181	Gesher	Completed	CDBG	\$3,000.00	\$3,000.00	\$0.00
		<b>Project Total</b>					<b>\$38,110.34</b>	<b>\$38,110.34</b>	<b>\$0.00</b>
	12	Senior Adult Programs	1182	Office on Aging Senior Programs	Completed	CDBG	\$37,061.29	\$37,061.29	\$0.00
		<b>Project Total</b>					<b>\$37,061.29</b>	<b>\$37,061.29</b>	<b>\$0.00</b>
	13	Housing Counseling	1184	HRRC Housing Counselor	Completed	CDBG	\$19,372.55	\$19,372.55	\$0.00
		<b>Project Total</b>					<b>\$19,372.55</b>	<b>\$19,372.55</b>	<b>\$0.00</b>
	14	Minor Home Repairs	1185	HRRC Assist Grants	Completed	CDBG	\$14,506.00	\$14,506.00	\$0.00
			1187	HRRC Senior Home Stability Grant	Completed	CDBG	\$11,035.00	\$11,035.00	\$0.00
			1190	HPO Exterior Paint Program	Completed	CDBG	\$83,370.00	\$83,370.00	\$0.00
			1191	HPO Short Term Deferred Loan	Canceled	CDBG	\$0.00	\$0.00	\$0.00
			1192	HPO Violation Repair Program for Seniors	Completed	CDBG	\$15,265.00	\$15,265.00	\$0.00
			1193	HPO Sewer and Downspout Remediation	Canceled	CDBG	\$0.00	\$0.00	\$0.00
		<b>Project Total</b>					<b>\$124,176.00</b>	<b>\$124,176.00</b>	<b>\$0.00</b>
	15	Housing Rehabilitation LMI	1183	HRRC Administration	Completed	CDBG	\$128,425.09	\$128,425.09	\$0.00
			1186	HRRC Assist Deferred Loan Match	Completed	CDBG	\$1,561.60	\$1,561.60	\$0.00
			1189	HPO Administration LMI	Completed	CDBG	\$268,841.18	\$268,841.18	\$0.00
		<b>Project Total</b>					<b>\$398,827.87</b>	<b>\$398,827.87</b>	<b>\$0.00</b>
		<b>Program Total</b>				<b>CDBG</b>	<b>\$1,735,728.79</b>	<b>\$1,735,728.79</b>	<b>\$0.00</b>
		<b>2018 Total</b>					<b>\$1,735,728.79</b>	<b>\$1,735,728.79</b>	<b>\$0.00</b>
		<b>Program Grand Total</b>				<b>CDBG</b>	<b>\$1,735,728.79</b>	<b>\$1,735,728.79</b>	<b>\$0.00</b>
		<b>Grand Total</b>					<b>\$1,735,728.79</b>	<b>\$1,735,728.79</b>	<b>\$0.00</b>



U.S. Department of Housing and Urban Development  
 Office of Community Planning and Development  
 Integrated Disbursement and Information System  
 CDBG Activity Summary Report (GPR) for Program Year 2018  
 CLEVELAND HEIGHTS

Date: 06-Mar-2019  
 Time: 11:19  
 Page: 1

**PGM Year:** 1994  
**Project:** 0002 - CONVERTED CDBG ACTIVITIES  
**IDIS Activity:** 2 - CDBG COMMITTED FUNDS ADJUSTMENT

**Status:** Open 8/2/2006 12:00:00 AM  
**Location:** ,

**Objective:**  
**Outcome:**  
**Matrix Code:** General Program Administration (21A)      **National Objective:**

**Initial Funding Date:** 01/01/0001

**Description:**

**Financing**

	Fund Type	Grant Year	Grant	Funded Amount	Drawn In Program Year	Drawn Thru Program Year
CDBG	EN	Pre-2015		\$13,767,336.37	\$0.00	\$0.00
		1987	B87MC390005		\$0.00	\$1,318,093.00
		1989	B89MC390005		\$0.00	\$1,358,000.00
		1990	B90MC390005		\$0.00	\$1,309,000.00
		1991	B91MC390005		\$0.00	\$1,459,000.00
		1992	B92MC390005		\$0.00	\$1,529,000.00
		1993	B93MC390005		\$0.00	\$1,747,000.00
		1994	B94MC390005		\$0.00	\$1,924,000.00
		1995	B95MC390005		\$0.00	\$2,088,000.00
		1996	B96MC390005		\$0.00	\$1,035,243.37
		2010	B10MC390005		\$0.00	\$0.00
<b>Total</b>	<b>Total</b>			<b>\$13,767,336.37</b>	<b>\$0.00</b>	<b>\$13,767,336.37</b>

**Proposed Accomplishments**

**Actual Accomplishments**

*Number assisted:*

	<b>Owner</b>		<b>Renter</b>		<b>Total</b>		<b>Person</b>	
	Total	Hispanic	Total	Hispanic	Total	Hispanic	Total	Hispanic
White:					0	0		
Black/African American:					0	0		
Asian:					0	0		
American Indian/Alaskan Native:					0	0		
Native Hawaiian/Other Pacific Islander:					0	0		
American Indian/Alaskan Native & White:					0	0		
Asian White:					0	0		
Black/African American & White:					0	0		



U.S. Department of Housing and Urban Development  
 Office of Community Planning and Development  
 Integrated Disbursement and Information System  
 CDBG Activity Summary Report (GPR) for Program Year 2018  
 CLEVELAND HEIGHTS

Date: 06-Mar-2019  
 Time: 11:19  
 Page: 2

American Indian/Alaskan Native & Black/African American:	0	0
Other multi-racial:	0	0
Asian/Pacific Islander:	0	0
Hispanic:	0	0
<b>Total:</b>	<b>0</b>	<b>0</b>
Female-headed Households:	0	

*Income Category:*

	<b>Owner</b>	<b>Renter</b>	<b>Total</b>	<b>Person</b>
Extremely Low			0	
Low Mod			0	
Moderate			0	
Non Low Moderate			0	
<b>Total</b>	0	0	0	0
Percent Low/Mod				

**Annual Accomplishments**

No data returned for this view. This might be because the applied filter excludes all data.



U.S. Department of Housing and Urban Development  
 Office of Community Planning and Development  
 Integrated Disbursement and Information System  
 CDBG Activity Summary Report (GPR) for Program Year 2018  
 CLEVELAND HEIGHTS

Date: 06-Mar-2019  
 Time: 11:19  
 Page: 3

**PGM Year:** 2017  
**Project:** 0011 - Housing Rehabilitation LMI  
**IDIS Activity:** 1144 - HRRC Lead Hazard Reduction

**Status:** Canceled 2/28/2018 9:53:16 AM  
**Location:** Address Suppressed

**Objective:** Provide decent affordable housing  
**Outcome:** Affordability  
**Matrix Code:** Lead-Based/Lead Hazard Test/Abate (14I)      **National Objective:** LMH

**Initial Funding Date:** 03/10/2017

**Description:**  
 This program provides low- and moderate-income homeowners assistance to help offset the increased costs associated with testing and addressing lead paint during repair.

**Financing**  
 No data returned for this view. This might be because the applied filter excludes all data.


**Proposed Accomplishments**

Housing Units : 1

**Actual Accomplishments**

*Number assisted:*

	Owner		Renter		Total		Person	
	Total	Hispanic	Total	Hispanic	Total	Hispanic	Total	Hispanic
White:	0	0	0	0	0	0		0
Black/African American:	0	0	0	0	0	0	0	0
Asian:	0	0	0	0	0	0	0	0
American Indian/Alaskan Native:	0	0	0	0	0	0	0	0
Native Hawaiian/Other Pacific Islander:	0	0	0	0	0	0	0	0
American Indian/Alaskan Native & White:	0	0	0	0	0	0	0	0
Asian White:	0	0	0	0	0	0	0	0
Black/African American & White:	0	0	0	0	0	0	0	0
American Indian/Alaskan Native & Black/African American:	0	0	0	0	0	0	0	0
Other multi-racial:	0	0	0	0	0	0	0	0
Asian/Pacific Islander:	0	0	0	0	0	0	0	0



U.S. Department of Housing and Urban Development  
Office of Community Planning and Development  
Integrated Disbursement and Information System  
CDBG Activity Summary Report (GPR) for Program Year 2018  
CLEVELAND HEIGHTS

Date: 06-Mar-2019  
Time: 11:19  
Page: 4

Hispanic:	0	0	0	0	0	0	0	0
<b>Total:</b>	<b>0</b>	<b>0</b>	<b>0</b>	<b>0</b>	<b>0</b>	<b>0</b>	<b>0</b>	<b>0</b>

Female-headed Households: 0 0 0

*Income Category:*

	<b>Owner</b>	<b>Renter</b>	<b>Total</b>	<b>Person</b>
Extremely Low	0	0	0	0
Low Mod	0	0	0	0
Moderate	0	0	0	0
Non Low Moderate	0	0	0	0
Total	0	0	0	0

Percent Low/Mod

**Annual Accomplishments**

No data returned for this view. This might be because the applied filter excludes all data.



U.S. Department of Housing and Urban Development  
Office of Community Planning and Development  
Integrated Disbursement and Information System  
CDBG Activity Summary Report (GPR) for Program Year 2018  
CLEVELAND HEIGHTS

Date: 06-Mar-2019  
Time: 11:19  
Page: 5

**PGM Year:** 2017

**Project:** 0014 - Commercial District Revitalization

**IDIS Activity:** 1151 - Storefront Rebate LMI

**Status:** Canceled 2/28/2018 2:37:58 PM

**Location:** Address Suppressed

**Objective:** Create suitable living environments

**Outcome:** Sustainability

**Matrix Code:** Rehab; Publicly or Privately-Owned  
Commercial/Industrial (14E)

**National Objective:** LMA

**Initial Funding Date:** 03/10/2017

**Description:**

This program provides a rebate of up to 50% of the total project costs for storefront renovations to commercial properties. An architectural fee and signage grant are also available.

**Financing**

No data returned for this view. This might be because the applied filter excludes all data.

**Proposed Accomplishments**

Businesses : 3

Total Population in Service Area: 8,105

Census Tract Percent Low / Mod: 60.46

**Annual Accomplishments**

No data returned for this view. This might be because the applied filter excludes all data.



U.S. Department of Housing and Urban Development  
 Office of Community Planning and Development  
 Integrated Disbursement and Information System  
 CDBG Activity Summary Report (GPR) for Program Year 2018  
 CLEVELAND HEIGHTS

Date: 06-Mar-2019  
 Time: 11:19  
 Page: 6

**PGM Year:** 2017  
**Project:** 0014 - Commercial District Revitalization  
**IDIS Activity:** 1152 - Storefront Rebate S/B

**Status:** Canceled 2/28/2018 10:30:52 AM  
**Location:** Address Suppressed

**Objective:** Create suitable living environments  
**Outcome:** Sustainability  
**Matrix Code:** Rehab; Publicly or Privately-Owned Commercial/Industrial (14E)

**National Objective:** SBS

**Initial Funding Date:** 03/13/2017

**Description:**

This program provides a rebate of up to 50% of the total costs for exterior renovations of commercial buildings that are blighted.

**Financing**

No data returned for this view. This might be because the applied filter excludes all data.

**Proposed Accomplishments**

Businesses : 2

**Annual Accomplishments**

Years	Accomplishment Narrative	# Benefiting
2017		





U.S. Department of Housing and Urban Development  
Office of Community Planning and Development  
Integrated Disbursement and Information System  
CDBG Activity Summary Report (GPR) for Program Year 2018  
CLEVELAND HEIGHTS

Date: 06-Mar-2019  
Time: 11:19  
Page: 7

**PGM Year:** 2017  
**Project:** 0014 - Commercial District Revitalization  
**IDIS Activity:** 1153 - Storefront Loan LMI

**Status:** Canceled 2/28/2018 2:49:31 PM  
**Location:** Address Suppressed  
**Objective:** Create suitable living environments  
**Outcome:** Sustainability  
**Matrix Code:** Rehab; Publicly or Privately-Owned Commercial/Industrial (14E)  
**National Objective:** LMA

**Initial Funding Date:** 03/13/2017

**Description:**  
Provides loans for exterior commercial building repairs in low- and moderate-income census tracts.  
**Financing**  
No data returned for this view. This might be because the applied filter excludes all data.

**Proposed Accomplishments**  
Businesses : 3  
Total Population in Service Area: 9,610  
Census Tract Percent Low / Mod: 61.81

**Annual Accomplishments**  
No data returned for this view. This might be because the applied filter excludes all data.



U.S. Department of Housing and Urban Development  
Office of Community Planning and Development  
Integrated Disbursement and Information System  
CDBG Activity Summary Report (GPR) for Program Year 2018  
CLEVELAND HEIGHTS

Date: 06-Mar-2019  
Time: 11:19  
Page: 8

<b>PGM Year:</b>	2017			
<b>Project:</b>	0014 - Commercial District Revitalization			
<b>IDIS Activity:</b>	1154 - Storefront Loan S/B			
<b>Status:</b>	Canceled 2/28/2018 9:35:10 AM	<b>Objective:</b>	Create suitable living environments	
<b>Location:</b>	Address Suppressed	<b>Outcome:</b>	Sustainability	
		<b>Matrix Code:</b>	Rehab; Publicly or Privately-Owned Commercial/Industrial (14E)	<b>National Objective:</b> SBS

**Initial Funding Date:** 03/13/2017

**Description:**

Provides loans for exterior renovations to commercial buildings.

**Financing**

No data returned for this view. This might be because the applied filter excludes all data.

**Proposed Accomplishments**

Businesses : 2

**Annual Accomplishments**

No data returned for this view. This might be because the applied filter excludes all data.



U.S. Department of Housing and Urban Development  
 Office of Community Planning and Development  
 Integrated Disbursement and Information System  
 CDBG Activity Summary Report (GPR) for Program Year 2018  
 CLEVELAND HEIGHTS

Date: 06-Mar-2019  
 Time: 11:19  
 Page: 9

**PGM Year:** 2017  
**Project:** 0014 - Commercial District Revitalization  
**IDIS Activity:** 1157 - Microenterprise Program

**Status:** Canceled 2/16/2018 4:11:33 PM  
**Location:** Address Suppressed

**Objective:** Create economic opportunities  
**Outcome:** Sustainability  
**Matrix Code:** Micro-Enterprise Assistance (18C)

**National Objective:** LMJ

**Initial Funding Date:** 03/14/2017

**Description:**  
 The Microenterprise Program is designed to provide capital and technical assistance financing for Cleveland Heights businesses with five or fewer employees. The intent of the program is to provide assistance to businesses which will create and/or retain jobs, along with increasing the commercial base of the community.

**Financing**  
 No data returned for this view. This might be because the applied filter excludes all data.

**Proposed Accomplishments**

Jobs : 5

**Actual Accomplishments**

*Number assisted:*

	Owner		Renter		Total		Person	
	Total	Hispanic	Total	Hispanic	Total	Hispanic	Total	Hispanic
White:	0	0	0	0	0	0		0
Black/African American:	0	0	0	0	0	0	0	0
Asian:	0	0	0	0	0	0	0	0
American Indian/Alaskan Native:	0	0	0	0	0	0	0	0
Native Hawaiian/Other Pacific Islander:	0	0	0	0	0	0	0	0
American Indian/Alaskan Native & White:	0	0	0	0	0	0	0	0
Asian White:	0	0	0	0	0	0	0	0
Black/African American & White:	0	0	0	0	0	0	0	0
American Indian/Alaskan Native & Black/African American:	0	0	0	0	0	0	0	0
Other multi-racial:	0	0	0	0	0	0	0	0
Asian/Pacific Islander:	0	0	0	0	0	0	0	0



U.S. Department of Housing and Urban Development  
 Office of Community Planning and Development  
 Integrated Disbursement and Information System  
 CDBG Activity Summary Report (GPR) for Program Year 2018  
 CLEVELAND HEIGHTS

Date: 06-Mar-2019  
 Time: 11:19  
 Page: 10

Hispanic:	0	0	0	0	0	0	0	0
<b>Total:</b>	<b>0</b>	<b>0</b>	<b>0</b>	<b>0</b>	<b>0</b>	<b>0</b>	<b>0</b>	<b>0</b>
Female-headed Households:	0		0		0			

*Income Category:*

	<b>Owner</b>	<b>Renter</b>	<b>Total</b>	<b>Person</b>
Extremely Low	0	0	0	0
Low Mod	0	0	0	0
Moderate	0	0	0	0
Non Low Moderate	0	0	0	0
Total	0	0	0	0
Percent Low/Mod				

**Annual Accomplishments**

No data returned for this view. This might be because the applied filter excludes all data.



U.S. Department of Housing and Urban Development  
Office of Community Planning and Development  
Integrated Disbursement and Information System  
CDBG Activity Summary Report (GPR) for Program Year 2018  
CLEVELAND HEIGHTS

Date: 06-Mar-2019  
Time: 11:19  
Page: 11

**PGM Year:** 2017  
**Project:** 0015 - Public Facilities  
**IDIS Activity:** 1159 - Water/Sewer Line Improvements

**Status:** Canceled 2/28/2018 9:26:14 AM  
**Location:** Address Suppressed

**Objective:** Create suitable living environments  
**Outcome:** Sustainability  
**Matrix Code:** Water/Sewer Improvements (03J)

**National Objective:** LMA

**Initial Funding Date:** 03/14/2017

**Description:**

Replacement of failing water lines or sewer line improvements.

**Financing**

No data returned for this view. This might be because the applied filter excludes all data.

**Proposed Accomplishments**

People (General) : 540  
Total Population in Service Area: 540  
Census Tract Percent Low / Mod: 69.44

**Annual Accomplishments**

No data returned for this view. This might be because the applied filter excludes all data.



U.S. Department of Housing and Urban Development  
 Office of Community Planning and Development  
 Integrated Disbursement and Information System  
 CDBG Activity Summary Report (GPR) for Program Year 2018  
 CLEVELAND HEIGHTS

Date: 06-Mar-2019  
 Time: 11:19  
 Page: 12

**PGM Year:** 2018  
**Project:** 0006 - CDBG Administration  
**IDIS Activity:** 1166 - CDBG Administration

**Status:** Completed 12/31/2018 12:00:00 AM  
**Location:** ,

**Objective:**  
**Outcome:**  
**Matrix Code:** General Program Administration (21A)      **National Objective:**

**Initial Funding Date:** 08/01/2018

**Description:**  
 CDBG funds contribute to salaries and related administrative expenses for staff in the Department of Planning and Development and for accounting assistance from the Finance Department.  
 CDBG funds contribute to a HUD approved Indirect Cost Plan.

**Financing**

	Fund Type	Grant Year	Grant	Funded Amount	Drawn In Program Year	Drawn Thru Program Year
CDBG	EN	Pre-2015		\$15,570.32	\$0.00	\$0.00
		2014	B14MC390005		\$15,570.32	\$15,570.32
		2017	B17MC390005	\$10,800.48	\$10,800.48	\$10,800.48
		2018	B18MC390005	\$23,967.35	\$23,967.35	\$23,967.35
	PI		\$60,878.67	\$60,878.67	\$60,878.67	
<b>Total</b>	<b>Total</b>			<b>\$111,216.82</b>	<b>\$111,216.82</b>	<b>\$111,216.82</b>

**Proposed Accomplishments**

**Actual Accomplishments**

*Number assisted:*

	Owner		Renter		Total		Person	
	Total	Hispanic	Total	Hispanic	Total	Hispanic	Total	Hispanic
White:					0	0		
Black/African American:					0	0		
Asian:					0	0		
American Indian/Alaskan Native:					0	0		
Native Hawaiian/Other Pacific Islander:					0	0		
American Indian/Alaskan Native & White:					0	0		
Asian White:					0	0		
Black/African American & White:					0	0		
American Indian/Alaskan Native & Black/African American:					0	0		
Other multi-racial:					0	0		
Asian/Pacific Islander:					0	0		



U.S. Department of Housing and Urban Development  
 Office of Community Planning and Development  
 Integrated Disbursement and Information System  
 CDBG Activity Summary Report (GPR) for Program Year 2018  
 CLEVELAND HEIGHTS

Date: 06-Mar-2019  
 Time: 11:19  
 Page: 13

Hispanic:						0	0		
<b>Total:</b>						<b>0</b>	<b>0</b>	<b>0</b>	<b>0</b>


Female-headed Households: 0

*Income Category:*

	<b>Owner</b>	<b>Renter</b>	<b>Total</b>	<b>Person</b>
Extremely Low			0	
Low Mod			0	
Moderate			0	
Non Low Moderate			0	
Total	0	0	0	0
Percent Low/Mod				

**Annual Accomplishments**

No data returned for this view. This might be because the applied filter excludes all data.



U.S. Department of Housing and Urban Development  
Office of Community Planning and Development  
Integrated Disbursement and Information System  
CDBG Activity Summary Report (GPR) for Program Year 2018  
CLEVELAND HEIGHTS

Date: 06-Mar-2019  
Time: 11:19  
Page: 14

**PGM Year:** 2018  
**Project:** 0006 - CDBG Administration  
**IDIS Activity:** 1167 - Indirect Costs

**Status:** Completed 12/31/2018 12:00:00 AM  
**Location:** ,

**Objective:**  
**Outcome:**  
**Matrix Code:** Indirect Costs (21B) **National Objective:**

**Initial Funding Date:** 11/09/2018

**Description:**

CDBG funds contribute to salaries and related administrative expenses for staff in the Department of Planning and Development and for accounting assistance from the Finance Department.  
CDBG funds contribute to a HUD approved Indirect Cost Plan.

**Financing**

	Fund Type	Grant Year	Grant	Funded Amount	Drawn In Program Year	Drawn Thru Program Year
CDBG	EN	2018	B18MC390005	\$35,000.00	\$35,000.00	\$35,000.00
<b>Total</b>	<b>Total</b>			<b>\$35,000.00</b>	<b>\$35,000.00</b>	<b>\$35,000.00</b>

**Proposed Accomplishments**

**Actual Accomplishments**

*Number assisted:*

	<b>Owner</b>		<b>Renter</b>		<b>Total</b>		<b>Person</b>	
	Total	Hispanic	Total	Hispanic	Total	Hispanic	Total	Hispanic
White:					0	0		
Black/African American:					0	0		
Asian:					0	0		
American Indian/Alaskan Native:					0	0		
Native Hawaiian/Other Pacific Islander:					0	0		
American Indian/Alaskan Native & White:					0	0		
Asian White:					0	0		
Black/African American & White:					0	0		
American Indian/Alaskan Native & Black/African American:					0	0		
Other multi-racial:					0	0		
Asian/Pacific Islander:					0	0		
Hispanic:					0	0		
<b>Total:</b>	<b>0</b>	<b>0</b>	<b>0</b>	<b>0</b>	<b>0</b>	<b>0</b>	<b>0</b>	<b>0</b>
Female-headed Households:					0			





U.S. Department of Housing and Urban Development  
Office of Community Planning and Development  
Integrated Disbursement and Information System  
CDBG Activity Summary Report (GPR) for Program Year 2018  
CLEVELAND HEIGHTS

Date: 06-Mar-2019

Time: 11:19


Page: 15

*Income Category:*

	<b>Owner</b>	<b>Renter</b>	<b>Total</b>	<b>Person</b>
Extremely Low			0	
Low Mod			0	
Moderate			0	
Non Low Moderate			0	
Total	0	0	0	0
Percent Low/Mod				

**Annual Accomplishments**

No data returned for this view. This might be because the applied filter excludes all data.



U.S. Department of Housing and Urban Development  
 Office of Community Planning and Development  
 Integrated Disbursement and Information System  
 CDBG Activity Summary Report (GPR) for Program Year 2018  
 CLEVELAND HEIGHTS

Date: 06-Mar-2019  
 Time: 11:19  
 Page: 16

**PGM Year:** 2018  
**Project:** 0006 - CDBG Administration  
**IDIS Activity:** 1168 - CDBG Financial Administration

**Status:** Completed 12/31/2018 12:00:00 AM  
**Location:** ,

**Objective:**  
**Outcome:**  
**Matrix Code:** General Program Administration (21A)      **National Objective:**

**Initial Funding Date:** 08/01/2018

**Description:**

CDBG funds contribute to salaries and related administrative expenses for staff in the Department of Planning and Development and for accounting assistance from the Finance Department.  
 CDBG funds contribute to a HUD approved Indirect Cost Plan.

**Financing**

	Fund Type	Grant Year	Grant	Funded Amount	Drawn In Program Year	Drawn Thru Program Year
CDBG	EN	2017	B17MC390005	\$203.93	\$203.93	\$203.93
		2018	B18MC390005	\$6,334.86	\$6,334.86	\$6,334.86
	PI			\$8,072.54	\$8,072.54	\$8,072.54
<b>Total</b>	<b>Total</b>			<b>\$14,611.33</b>	<b>\$14,611.33</b>	<b>\$14,611.33</b>

**Proposed Accomplishments**

**Actual Accomplishments**

*Number assisted:*

	Owner		Renter		Total		Person	
	Total	Hispanic	Total	Hispanic	Total	Hispanic	Total	Hispanic
White:					0	0		
Black/African American:					0	0		
Asian:					0	0		
American Indian/Alaskan Native:					0	0		
Native Hawaiian/Other Pacific Islander:					0	0		
American Indian/Alaskan Native & White:					0	0		
Asian White:					0	0		
Black/African American & White:					0	0		
American Indian/Alaskan Native & Black/African American:					0	0		
Other multi-racial:					0	0		
Asian/Pacific Islander:					0	0		
Hispanic:					0	0		
<b>Total:</b>	<b>0</b>	<b>0</b>	<b>0</b>	<b>0</b>	<b>0</b>	<b>0</b>	<b>0</b>	<b>0</b>



U.S. Department of Housing and Urban Development  
Office of Community Planning and Development  
Integrated Disbursement and Information System  
CDBG Activity Summary Report (GPR) for Program Year 2018  
CLEVELAND HEIGHTS

Date: 06-Mar-2019  
Time: 11:19  
Page: 17

Female-headed Households:

0

*Income Category:*

	<b>Owner</b>	<b>Renter</b>	<b>Total</b>	<b>Person</b>
Extremely Low			0	
Low Mod			0	
Moderate			0	
Non Low Moderate			0	
Total	0	0	0	0
Percent Low/Mod				

**Annual Accomplishments**

No data returned for this view. This might be because the applied filter excludes all data.



U.S. Department of Housing and Urban Development  
 Office of Community Planning and Development  
 Integrated Disbursement and Information System  
 CDBG Activity Summary Report (GPR) for Program Year 2018  
 CLEVELAND HEIGHTS

Date: 06-Mar-2019  
 Time: 11:19  
 Page: 18

**PGM Year:** 2018  
**Project:** 0006 - CDBG Administration  
**IDIS Activity:** 1169 - Geographic Information Systems

**Status:** Completed 12/31/2018 12:00:00 AM  
**Location:** ,  
**Objective:**  
**Outcome:**  
**Matrix Code:** General Program Administration (21A)      **National Objective:**

**Initial Funding Date:** 08/01/2018

**Description:**  
 CDBG funds contribute to salaries and related administrative expenses for staff in the Department of Planning and Development and for accounting assistance from the Finance Department.  
 CDBG funds contribute to a HUD approved Indirect Cost Plan.

**Financing**

	Fund Type	Grant Year	Grant	Funded Amount	Drawn In Program Year	Drawn Thru Program Year
CDBG	EN	2017	B17MC390005	\$34,690.48	\$34,690.48	\$34,690.48
		2018	B18MC390005	\$87.61	\$87.61	\$87.61
<b>Total</b>	<b>Total</b>			<b>\$34,778.09</b>	<b>\$34,778.09</b>	<b>\$34,778.09</b>

**Proposed Accomplishments**

**Actual Accomplishments**

*Number assisted:*

	Owner		Renter		Total		Person	
	Total	Hispanic	Total	Hispanic	Total	Hispanic	Total	Hispanic
White:					0	0		
Black/African American:					0	0		
Asian:					0	0		
American Indian/Alaskan Native:					0	0		
Native Hawaiian/Other Pacific Islander:					0	0		
American Indian/Alaskan Native & White:					0	0		
Asian White:					0	0		
Black/African American & White:					0	0		
American Indian/Alaskan Native & Black/African American:					0	0		
Other multi-racial:					0	0		
Asian/Pacific Islander:					0	0		
Hispanic:					0	0		
<b>Total:</b>	<b>0</b>	<b>0</b>	<b>0</b>	<b>0</b>	<b>0</b>	<b>0</b>	<b>0</b>	<b>0</b>



U.S. Department of Housing and Urban Development  
Office of Community Planning and Development  
Integrated Disbursement and Information System  
CDBG Activity Summary Report (GPR) for Program Year 2018  
CLEVELAND HEIGHTS

Date: 06-Mar-2019

Time: 11:19

Page: 19

Female-headed Households:

0

*Income Category:*

	<b>Owner</b>	<b>Renter</b>	<b>Total</b>	<b>Person</b>
Extremely Low			0	
Low Mod			0	
Moderate			0	
Non Low Moderate			0	
Total	0	0	0	0
Percent Low/Mod				

**Annual Accomplishments**

No data returned for this view. This might be because the applied filter excludes all data.



U.S. Department of Housing and Urban Development  
 Office of Community Planning and Development  
 Integrated Disbursement and Information System  
 CDBG Activity Summary Report (GPR) for Program Year 2018  
 CLEVELAND HEIGHTS

Date: 06-Mar-2019  
 Time: 11:19  
 Page: 20

**PGM Year:** 2018  
**Project:** 0007 - Fair Housing Activities  
**IDIS Activity:** 1170 - Fair Housing Activities

**Status:** Completed 12/31/2018 12:00:00 AM  
**Location:** ,

**Objective:**  
**Outcome:**  
**Matrix Code:** Fair Housing Activities (subject to 20% Admin Cap) (21D)      **National Objective:**

**Initial Funding Date:** 08/01/2018

**Description:**

A variety of Fair Housing activities will be implemented to assist the City in maintaining a viable, diverse community with a fair and open housing market. Activities will include testing of the housing market, diversity training and landlord tenant counseling.

**Financing**

	Fund Type	Grant Year	Grant	Funded Amount	Drawn In Program Year	Drawn Thru Program Year
CDBG	EN	2017	B17MC390005	\$5,100.00	\$5,100.00	\$5,100.00
		2018	B18MC390005	\$2,550.00	\$2,550.00	\$2,550.00
	PI			\$5,950.00	\$5,950.00	\$5,950.00
<b>Total</b>	<b>Total</b>			<b>\$13,600.00</b>	<b>\$13,600.00</b>	<b>\$13,600.00</b>

**Proposed Accomplishments**

**Actual Accomplishments**

<i>Number assisted:</i>	<b>Owner</b>		<b>Renter</b>		<b>Total</b>		<b>Person</b>	
	Total	Hispanic	Total	Hispanic	Total	Hispanic	Total	Hispanic
White:					0	0		
Black/African American:					0	0		
Asian:					0	0		
American Indian/Alaskan Native:					0	0		
Native Hawaiian/Other Pacific Islander:					0	0		
American Indian/Alaskan Native & White:					0	0		
Asian White:					0	0		
Black/African American & White:					0	0		
American Indian/Alaskan Native & Black/African American:					0	0		
Other multi-racial:					0	0		
Asian/Pacific Islander:					0	0		
Hispanic:					0	0		
<b>Total:</b>	<b>0</b>	<b>0</b>	<b>0</b>	<b>0</b>	<b>0</b>	<b>0</b>	<b>0</b>	<b>0</b>



U.S. Department of Housing and Urban Development  
Office of Community Planning and Development  
Integrated Disbursement and Information System  
CDBG Activity Summary Report (GPR) for Program Year 2018  
CLEVELAND HEIGHTS

Date: 06-Mar-2019

Time: 11:19

Page: 21

Female-headed Households:


0

*Income Category:*

	<b>Owner</b>	<b>Renter</b>	<b>Total</b>	<b>Person</b>
Extremely Low			0	
Low Mod			0	
Moderate			0	
Non Low Moderate			0	
Total	0	0	0	0
Percent Low/Mod				

**Annual Accomplishments**

No data returned for this view. This might be because the applied filter excludes all data.



U.S. Department of Housing and Urban Development  
 Office of Community Planning and Development  
 Integrated Disbursement and Information System  
 CDBG Activity Summary Report (GPR) for Program Year 2018  
 CLEVELAND HEIGHTS

Date: 06-Mar-2019  
 Time: 11:19  
 Page: 22

**PGM Year:** 2018  
**Project:** 0007 - Fair Housing Activities  
**IDIS Activity:** 1171 - HCC Diversity

**Status:** Completed 12/31/2018 12:00:00 AM  
**Location:** ,  
**Objective:**  
**Outcome:**  
**Matrix Code:** Fair Housing Activities (subject to 20% Admin Cap) (21D)      **National Objective:**

**Initial Funding Date:** 08/01/2018

**Description:**

A variety of Fair Housing activities will be implemented to assist the City in maintaining a viable, diverse community with a fair and open housing market. Activities will include testing of the housing market, diversity training and landlord tenant counseling.

**Financing**

	Fund Type	Grant Year	Grant	Funded Amount	Drawn In Program Year	Drawn Thru Program Year
CDBG	EN	Pre-2015		\$4,895.12	\$0.00	\$0.00
		2014	B14MC390005		\$4,895.12	\$4,895.12
		2015	B15MC390005	\$0.48	\$0.48	\$0.48
<b>Total</b>	<b>Total</b>			<b>\$4,895.60</b>	<b>\$4,895.60</b>	<b>\$4,895.60</b>

**Proposed Accomplishments**

**Actual Accomplishments**

<i>Number assisted:</i>	<b>Owner</b>		<b>Renter</b>		<b>Total</b>		<b>Person</b>	
	Total	Hispanic	Total	Hispanic	Total	Hispanic	Total	Hispanic
White:					0	0		
Black/African American:					0	0		
Asian:					0	0		
American Indian/Alaskan Native:					0	0		
Native Hawaiian/Other Pacific Islander:					0	0		
American Indian/Alaskan Native & White:					0	0		
Asian White:					0	0		
Black/African American & White:					0	0		
American Indian/Alaskan Native & Black/African American:					0	0		
Other multi-racial:					0	0		
Asian/Pacific Islander:					0	0		
Hispanic:					0	0		
<b>Total:</b>	<b>0</b>	<b>0</b>	<b>0</b>	<b>0</b>	<b>0</b>	<b>0</b>	<b>0</b>	<b>0</b>





U.S. Department of Housing and Urban Development  
Office of Community Planning and Development  
Integrated Disbursement and Information System  
CDBG Activity Summary Report (GPR) for Program Year 2018  
CLEVELAND HEIGHTS

Date: 06-Mar-2019

Time: 11:19

Page: 23

Female-headed Households:

0

*Income Category:*

	<b>Owner</b>	<b>Renter</b>	<b>Total</b>	<b>Person</b>
Extremely Low			0	
Low Mod			0	
Moderate			0	
Non Low Moderate			0	
Total	0	0	0	0
Percent Low/Mod				

**Annual Accomplishments**

No data returned for this view. This might be because the applied filter excludes all data.



U.S. Department of Housing and Urban Development  
 Office of Community Planning and Development  
 Integrated Disbursement and Information System  
 CDBG Activity Summary Report (GPR) for Program Year 2018  
 CLEVELAND HEIGHTS

Date: 06-Mar-2019  
 Time: 11:19  
 Page: 24

**PGM Year:** 2018  
**Project:** 0007 - Fair Housing Activities  
**IDIS Activity:** 1172 - Cleveland Tenants Organization

**Status:** Completed 12/31/2018 12:00:00 AM  
**Location:** ,  
**Objective:**  
**Outcome:**  
**Matrix Code:** Fair Housing Activities (subject to 20% Admin Cap) (21D)      **National Objective:**

**Initial Funding Date:** 08/01/2018

**Description:**  
 A variety of Fair Housing activities will be implemented to assist the City in maintaining a viable, diverse community with a fair and open housing market. Activities will include testing of the housing market, diversity training and landlord tenant counseling.

**Financing**

	Fund Type	Grant Year	Grant	Funded Amount	Drawn In Program Year	Drawn Thru Program Year
CDBG	EN	2017	B17MC390005	\$1,722.69	\$1,722.69	\$1,722.69
	PI			\$467.58	\$467.58	\$467.58
<b>Total</b>	<b>Total</b>			<b>\$2,190.27</b>	<b>\$2,190.27</b>	<b>\$2,190.27</b>

**Proposed Accomplishments**

**Actual Accomplishments**

*Number assisted:*

	Owner		Renter		Total		Person	
	Total	Hispanic	Total	Hispanic	Total	Hispanic	Total	Hispanic
White:					0	0		
Black/African American:					0	0		
Asian:					0	0		
American Indian/Alaskan Native:					0	0		
Native Hawaiian/Other Pacific Islander:					0	0		
American Indian/Alaskan Native & White:					0	0		
Asian White:					0	0		
Black/African American & White:					0	0		
American Indian/Alaskan Native & Black/African American:					0	0		
Other multi-racial:					0	0		
Asian/Pacific Islander:					0	0		
Hispanic:					0	0		
<b>Total:</b>	<b>0</b>	<b>0</b>	<b>0</b>	<b>0</b>	<b>0</b>	<b>0</b>	<b>0</b>	<b>0</b>
Female-headed Households:					0			



U.S. Department of Housing and Urban Development  
Office of Community Planning and Development  
Integrated Disbursement and Information System  
CDBG Activity Summary Report (GPR) for Program Year 2018  
CLEVELAND HEIGHTS

Date: 06-Mar-2019

Time: 11:19


Page: 25

*Income Category:*

	<b>Owner</b>	<b>Renter</b>	<b>Total</b>	<b>Person</b>
Extremely Low			0	
Low Mod			0	
Moderate			0	
Non Low Moderate			0	
Total	0	0	0	0
Percent Low/Mod				

**Annual Accomplishments**

No data returned for this view. This might be because the applied filter excludes all data.



U.S. Department of Housing and Urban Development  
 Office of Community Planning and Development  
 Integrated Disbursement and Information System  
 CDBG Activity Summary Report (GPR) for Program Year 2018  
 CLEVELAND HEIGHTS

Date: 06-Mar-2019  
 Time: 11:19  
 Page: 26

**PGM Year:** 2018  
**Project:** 0008 - Neighborhood Engagement  
**IDIS Activity:** 1173 - FutureHeights

**Status:** Completed 12/31/2018 12:00:00 AM  
**Location:** ,  
**Objective:**  
**Outcome:**  
**Matrix Code:** Public Information (21C) **National Objective:**

**Initial Funding Date:** 08/01/2018

**Description:**  
 The FutureHeights Community Capacity Building Program consists of the following components:1)Resident Engagement and Recruitment for Neighborhood Leadership Program,2)Developing a pilot neighborhood leadership workshop series,3)Ongoing community building work in neighborhoods

**Financing**

	Fund Type	Grant Year	Grant	Funded Amount	Drawn In Program Year	Drawn Thru Program Year
CDBG	EN	2017	B17MC390005	\$12,182.58	\$12,182.58	\$12,182.58
		2018	B18MC390005	\$4,099.16	\$4,099.16	\$4,099.16
	PI			\$14,807.13	\$14,807.13	\$14,807.13
<b>Total</b>	<b>Total</b>			<b>\$31,088.87</b>	<b>\$31,088.87</b>	<b>\$31,088.87</b>

**Proposed Accomplishments**

**Actual Accomplishments**

*Number assisted:*

	Owner		Renter		Total		Person	
	Total	Hispanic	Total	Hispanic	Total	Hispanic	Total	Hispanic
White:					0	0		
Black/African American:					0	0		
Asian:					0	0		
American Indian/Alaskan Native:					0	0		
Native Hawaiian/Other Pacific Islander:					0	0		
American Indian/Alaskan Native & White:					0	0		
Asian White:					0	0		
Black/African American & White:					0	0		
American Indian/Alaskan Native & Black/African American:					0	0		
Other multi-racial:					0	0		
Asian/Pacific Islander:					0	0		
Hispanic:					0	0		
<b>Total:</b>	<b>0</b>	<b>0</b>	<b>0</b>	<b>0</b>	<b>0</b>	<b>0</b>	<b>0</b>	<b>0</b>



U.S. Department of Housing and Urban Development  
Office of Community Planning and Development  
Integrated Disbursement and Information System  
CDBG Activity Summary Report (GPR) for Program Year 2018  
CLEVELAND HEIGHTS

Date: 06-Mar-2019

Time: 11:19

Page: 27

Female-headed Households:

0

*Income Category:*

	<b>Owner</b>	<b>Renter</b>	<b>Total</b>	<b>Person</b>
Extremely Low			0	
Low Mod			0	
Moderate			0	
Non Low Moderate			0	
Total	0	0	0	0
Percent Low/Mod				

**Annual Accomplishments**

No data returned for this view. This might be because the applied filter excludes all data.



U.S. Department of Housing and Urban Development  
 Office of Community Planning and Development  
 Integrated Disbursement and Information System  
 CDBG Activity Summary Report (GPR) for Program Year 2018  
 CLEVELAND HEIGHTS

Date: 06-Mar-2019  
 Time: 11:19  
 Page: 28

**PGM Year:** 2018  
**Project:** 0009 - Business District Assistance  
**IDIS Activity:** 1174 - Cedar Taylor Business Association

**Status:** Completed 12/31/2018 12:00:00 AM  
**Location:** Address Suppressed  
**Objective:** Create economic opportunities  
**Outcome:** Sustainability  
**Matrix Code:** Sidewalks (03L) **National Objective:** LMA

**Initial Funding Date:** 08/01/2018

**Description:**

CDBG funds will be used to assist the Cedar Taylor Business District in their efforts to improve the streetscape of their commercial area.

**Financing**

	Fund Type	Grant Year	Grant	Funded Amount	Drawn In Program Year	Drawn Thru Program Year
CDBG	EN	2017	B17MC390005	\$2,842.00	\$2,842.00	\$2,842.00
	PI			\$7,908.00	\$7,908.00	\$7,908.00
<b>Total</b>	<b>Total</b>			<b>\$10,750.00</b>	<b>\$10,750.00</b>	<b>\$10,750.00</b>

**Proposed Accomplishments**

People (General) : 790  
 Total Population in Service Area: 1,350  
 Census Tract Percent Low / Mod: 58.52

**Annual Accomplishments**

Years	Accomplishment Narrative	# Benefiting
2018	In 2018, the Cedar Taylor Business Association's CDBG activities benefited 1,350 residents, 790 of which are LMI. 2018 activities included: streetscape enhancement design services, the purchase of 4 planters, and the beautification of 20 planters and 19 tree pits.	



U.S. Department of Housing and Urban Development  
 Office of Community Planning and Development  
 Integrated Disbursement and Information System  
 CDBG Activity Summary Report (GPR) for Program Year 2018  
 CLEVELAND HEIGHTS

Date: 06-Mar-2019  
 Time: 11:19  
 Page: 29

**PGM Year:** 2018  
**Project:** 0010 - Youth Programs  
**IDIS Activity:** 1175 - Family Connections

**Status:** Completed 12/31/2018 12:00:00 AM  
**Location:** Address Suppressed

**Objective:** Create economic opportunities  
**Outcome:** Availability/accessibility  
**Matrix Code:** Youth Services (05D) **National Objective:** LMC

**Initial Funding Date:** 08/01/2018

**Description:**

Family Connections operates the "Family School Connections" program for pre-kindergarten children and their families to help prepare them for school.

**Financing**

	Fund Type	Grant Year	Grant	Funded Amount	Drawn In Program Year	Drawn Thru Program Year
CDBG	EN	2017	B17MC390005	\$7,607.93	\$7,607.93	\$7,607.93
		2018	B18MC390005	\$5,000.00	\$5,000.00	\$5,000.00
	PI			\$7,392.07	\$7,392.07	\$7,392.07
<b>Total</b>	<b>Total</b>			<b>\$20,000.00</b>	<b>\$20,000.00</b>	<b>\$20,000.00</b>

**Proposed Accomplishments**

People (General) : 251

**Actual Accomplishments**

Number assisted:

	Owner		Renter		Total		Person	
	Total	Hispanic	Total	Hispanic	Total	Hispanic	Total	Hispanic
White:	0	0	0	0	0	0	43	1
Black/African American:	0	0	0	0	0	0	147	0
Asian:	0	0	0	0	0	0	4	0
American Indian/Alaskan Native:	0	0	0	0	0	0	0	0
Native Hawaiian/Other Pacific Islander:	0	0	0	0	0	0	0	0
American Indian/Alaskan Native & White:	0	0	0	0	0	0	0	0
Asian White:	0	0	0	0	0	0	0	0
Black/African American & White:	0	0	0	0	0	0	0	0
American Indian/Alaskan Native & Black/African American:	0	0	0	0	0	0	0	0
Other multi-racial:	0	0	0	0	0	0	19	0
Asian/Pacific Islander:	0	0	0	0	0	0	0	0
Hispanic:	0	0	0	0	0	0	0	0
<b>Total:</b>	<b>0</b>	<b>0</b>	<b>0</b>	<b>0</b>	<b>0</b>	<b>0</b>	<b>213</b>	<b>1</b>



U.S. Department of Housing and Urban Development  
 Office of Community Planning and Development  
 Integrated Disbursement and Information System  
 CDBG Activity Summary Report (GPR) for Program Year 2018  
 CLEVELAND HEIGHTS

Date: 06-Mar-2019  
 Time: 11:19  
 Page: 30

Female-headed Households: 0 0 0

*Income Category:*

	<b>Owner</b>	<b>Renter</b>	<b>Total</b>	<b>Person</b>
Extremely Low	0	0	0	44
Low Mod	0	0	0	40
Moderate	0	0	0	60
Non Low Moderate	0	0	0	69
Total	0	0	0	213
Percent Low/Mod				67.6%

**Annual Accomplishments**

<b>Years</b>	<b>Accomplishment Narrative</b>	<b># Benefiting</b>
2018	In 2018, Family Connections' Family School Connection Program delivered 900 units of service to 213 families. Family School Connection is a school-based home visiting program for kindergarten students not on track for reading at grade level. Family Liaisons meet with identified students during the school day. They meet with parents/caregivers and the child during home visits and offer a number of evening events designed to increase skills and build connections among families. Our goal is to increase the reading skills of those students who arrive in kindergarten unprepared with even basic skills. They engage parents/caregivers in their child's education and emphasize the importance of this involvement. Classroom teachers identify students who need assistance and Family Connections reaches out to their parents to participate in the program. There are 6 specific components of the program: 1) Home visiting, 2) Kindergarten Discovery, 3) Kindergarten Kickoff, 4) Classroom support, 5) ABC's of Kindergarten and 6) Bridge to First Grade.	





U.S. Department of Housing and Urban Development  
 Office of Community Planning and Development  
 Integrated Disbursement and Information System  
 CDBG Activity Summary Report (GPR) for Program Year 2018  
 CLEVELAND HEIGHTS

Date: 06-Mar-2019  
 Time: 11:19  
 Page: 31

**PGM Year:** 2018  
**Project:** 0010 - Youth Programs  
**IDIS Activity:** 1176 - Open Doors Academy

**Status:** Completed 12/31/2018 12:00:00 AM  
**Location:** Address Suppressed

**Objective:** Create economic opportunities  
**Outcome:** Availability/accessibility  
**Matrix Code:** Youth Services (05D)

**National Objective:** LMC

**Initial Funding Date:** 08/01/2018

**Description:**  
 Open DoorsAcademy - an after school and summer scholastic enrichment program for middle school youth.

**Financing**

	Fund Type	Grant Year	Grant	Funded Amount	Drawn In Program Year	Drawn Thru Program Year
CDBG	EN	2017	B17MC390005	\$4,991.50	\$4,991.50	\$4,991.50
<b>Total</b>	<b>Total</b>			<b>\$4,991.50</b>	<b>\$4,991.50</b>	<b>\$4,991.50</b>

**Proposed Accomplishments**

People (General) : 55

**Actual Accomplishments**

Number assisted:

	Owner		Renter		Total		Person	
	Total	Hispanic	Total	Hispanic	Total	Hispanic	Total	Hispanic
White:	0	0	0	0	0	0	3	2
Black/African American:	0	0	0	0	0	0	95	0
Asian:	0	0	0	0	0	0	0	0
American Indian/Alaskan Native:	0	0	0	0	0	0	0	0
Native Hawaiian/Other Pacific Islander:	0	0	0	0	0	0	1	0
American Indian/Alaskan Native & White:	0	0	0	0	0	0	0	0
Asian White:	0	0	0	0	0	0	0	0
Black/African American & White:	0	0	0	0	0	0	2	0
American Indian/Alaskan Native & Black/African American:	0	0	0	0	0	0	0	0
Other multi-racial:	0	0	0	0	0	0	3	1
Asian/Pacific Islander:	0	0	0	0	0	0	0	0
Hispanic:	0	0	0	0	0	0	0	0
<b>Total:</b>	<b>0</b>	<b>0</b>	<b>0</b>	<b>0</b>	<b>0</b>	<b>0</b>	<b>104</b>	<b>3</b>
Female-headed Households:	0		0		0			



U.S. Department of Housing and Urban Development  
 Office of Community Planning and Development  
 Integrated Disbursement and Information System  
 CDBG Activity Summary Report (GPR) for Program Year 2018  
 CLEVELAND HEIGHTS

Date: 06-Mar-2019  
 Time: 11:19  
 Page: 32

*Income Category:*

	<b>Owner</b>	<b>Renter</b>	<b>Total</b>	<b>Person</b>
Extremely Low	0	0	0	19
Low Mod	0	0	0	27
Moderate	0	0	0	42
Non Low Moderate	0	0	0	16
Total	0	0	0	104
Percent Low/Mod				84.6%

**Annual Accomplishments**

<b>Years</b>	<b>Accomplishment Narrative</b>	<b># Benefitting</b>
2018	In 2018, the Open Doors Academy (ODA) delivered 11,138 units of service to 104 program participants. ODA operated year-round Academic and Enrichment Program for high-risk middle school youth. provide scholars the necessary academic and socioemotional support that puts them on a path to high school graduation, post-secondary education/career training, and self-sufficient adulthood. A typical programming day includes an Opening Ceremony for reflection, a meal from the Cleveland Food Bank, an hour of academic learning time, and at least an hour of enrichment in one of four core areas, including Arts & Culture, Character Development, Global Social Education, and Health & Wellness. Scholars also engage in project-based learning experiences, team-building exercises, mindfulness practice to promote self-regulation, service learning, field trips, physical education activities, and guest instruction from community partners. During the summer, they offer over 50 enrichment camps across eight weeks, giving scholars an opportunity to build new skills and begin contemplating future career pathways. Individual camps focus on the subject areas of Arts & Culture, STEM, Leadership Development, Health & Wellness, or Career Pathways.	



U.S. Department of Housing and Urban Development  
 Office of Community Planning and Development  
 Integrated Disbursement and Information System  
 CDBG Activity Summary Report (GPR) for Program Year 2018  
 CLEVELAND HEIGHTS

Date: 06-Mar-2019  
 Time: 11:19  
 Page: 33

**PGM Year:** 2018  
**Project:** 0010 - Youth Programs  
**IDIS Activity:** 1177 - Heights Youth Club

**Status:** Completed 12/31/2018 12:00:00 AM  
**Location:** Address Suppressed

**Objective:** Create economic opportunities  
**Outcome:** Sustainability  
**Matrix Code:** Youth Services (05D) **National Objective:** LMC

**Initial Funding Date:** 08/01/2018

**Description:**

Heights Youth Club - This Boys and Girls Club organization offers The Project Learn program which is designed to reinforce and enhance the skills and knowledge young people are expected to learn in school. Members are engaged in high-yield learning activities

**Financing**

	Fund Type	Grant Year	Grant	Funded Amount	Drawn In Program Year	Drawn Thru Program Year
CDBG	EN	2017	B17MC390005	\$20,416.65	\$20,416.65	\$20,416.65
<b>Total</b>	<b>Total</b>			<b>\$20,416.65</b>	<b>\$20,416.65</b>	<b>\$20,416.65</b>

**Proposed Accomplishments**

People (General) : 300

**Actual Accomplishments**

Number assisted:

	Owner		Renter		Total		Person	
	Total	Hispanic	Total	Hispanic	Total	Hispanic	Total	Hispanic
White:	0	0	0	0	0	0	5	2
Black/African American:	0	0	0	0	0	0	109	0
Asian:	0	0	0	0	0	0	0	0
American Indian/Alaskan Native:	0	0	0	0	0	0	0	0
Native Hawaiian/Other Pacific Islander:	0	0	0	0	0	0	1	0
American Indian/Alaskan Native & White:	0	0	0	0	0	0	0	0
Asian White:	0	0	0	0	0	0	0	0
Black/African American & White:	0	0	0	0	0	0	0	0
American Indian/Alaskan Native & Black/African American:	0	0	0	0	0	0	0	0
Other multi-racial:	0	0	0	0	0	0	3	0
Asian/Pacific Islander:	0	0	0	0	0	0	0	0
Hispanic:	0	0	0	0	0	0	0	0
<b>Total:</b>	<b>0</b>	<b>0</b>	<b>0</b>	<b>0</b>	<b>0</b>	<b>0</b>	<b>118</b>	<b>2</b>



U.S. Department of Housing and Urban Development  
Office of Community Planning and Development  
Integrated Disbursement and Information System  
CDBG Activity Summary Report (GPR) for Program Year 2018  
CLEVELAND HEIGHTS

Date: 06-Mar-2019  
Time: 11:19  
Page: 34

Female-headed Households: 0 0 0

*Income Category:*

	<b>Owner</b>	<b>Renter</b>	<b>Total</b>	<b>Person</b>
Extremely Low	0	0	0	53
Low Mod	0	0	0	31
Moderate	0	0	0	30
Non Low Moderate	0	0	0	4
Total	0	0	0	118
Percent Low/Mod				96.6%

**Annual Accomplishments**

<b>Years</b>	<b>Accomplishment Narrative</b>	<b># Benefiting</b>
2018	In June of 2018, Heights Youth Club ended its operations at their Lee Road location. At the end of 2018, they were in the process of reestablishing their programming at a different location. Despite these challenges, the Project Learn program delivered 301 units of service to 118 households. The Heights Youth Club's Project Learn serves youth ages 6-18 with after-school programming that reinforces five core development areas: education and career; sports, fitness and recreation; character and leadership; the arts; and healthy living.	



U.S. Department of Housing and Urban Development  
 Office of Community Planning and Development  
 Integrated Disbursement and Information System  
 CDBG Activity Summary Report (GPR) for Program Year 2018  
 CLEVELAND HEIGHTS

Date: 06-Mar-2019  
 Time: 11:19  
 Page: 35

**PGM Year:** 2018  
**Project:** 0010 - Youth Programs  
**IDIS Activity:** 1178 - Lake Erie Ink

**Status:** Completed 12/31/2018 12:00:00 AM  
**Location:** Address Suppressed

**Objective:** Create economic opportunities  
**Outcome:** Availability/accessibility  
**Matrix Code:** Youth Services (05D)

**National Objective:** LMC

**Initial Funding Date:** 08/01/2018

**Description:**

Lake Erie Ink - an after school activity which provides creative expression opportunities and academic support for elementary school children.

**Financing**

	Fund Type	Grant Year	Grant	Funded Amount	Drawn In Program Year	Drawn Thru Program Year
CDBG	EN	2017	B17MC390005	\$4,069.50	\$4,069.50	\$4,069.50
		2018	B18MC390005	\$321.75	\$321.75	\$321.75
	PI			\$4,725.50	\$4,725.50	\$4,725.50
<b>Total</b>	<b>Total</b>			<b>\$9,116.75</b>	<b>\$9,116.75</b>	<b>\$9,116.75</b>

**Proposed Accomplishments**

People (General) : 40

**Actual Accomplishments**

Number assisted:

	Owner		Renter		Total		Person	
	Total	Hispanic	Total	Hispanic	Total	Hispanic	Total	Hispanic
White:	0	0	0	0	0	0	3	0
Black/African American:	0	0	0	0	0	0	27	4
Asian:	0	0	0	0	0	0	0	0
American Indian/Alaskan Native:	0	0	0	0	0	0	0	0
Native Hawaiian/Other Pacific Islander:	0	0	0	0	0	0	0	0
American Indian/Alaskan Native & White:	0	0	0	0	0	0	0	0
Asian White:	0	0	0	0	0	0	0	0
Black/African American & White:	0	0	0	0	0	0	0	0
American Indian/Alaskan Native & Black/African American:	0	0	0	0	0	0	0	0
Other multi-racial:	0	0	0	0	0	0	1	0
Asian/Pacific Islander:	0	0	0	0	0	0	0	0
Hispanic:	0	0	0	0	0	0	0	0
<b>Total:</b>	<b>0</b>	<b>0</b>	<b>0</b>	<b>0</b>	<b>0</b>	<b>0</b>	<b>31</b>	<b>4</b>



U.S. Department of Housing and Urban Development  
 Office of Community Planning and Development  
 Integrated Disbursement and Information System  
 CDBG Activity Summary Report (GPR) for Program Year 2018  
 CLEVELAND HEIGHTS

Date: 06-Mar-2019  
 Time: 11:19  
 Page: 36

Female-headed Households: 0 0 0

*Income Category:*

	<b>Owner</b>	<b>Renter</b>	<b>Total</b>	<b>Person</b>
Extremely Low	0	0	0	7
Low Mod	0	0	0	8
Moderate	0	0	0	6
Non Low Moderate	0	0	0	10
Total	0	0	0	31
Percent Low/Mod				67.7%

**Annual Accomplishments**

<b>Years</b>	<b>Accomplishment Narrative</b>	<b># Benefiting</b>
2018	In 2018, Lake Erie Ink's Ink Spot CDBG funded programming served 31 households. Ink Spot engages 3rd-6th graders in the literary arts after school throughout the school year. During this program, youth receive homework support and are engaged in thematic creative expression activities that inspire and encourage artistic expression, creative thinking and literacy enrichment through the written word. Ink Spot youth hone their writing and communication skills and express themselves through various artistic genres, including plays, comics, poems, fiction, nonfiction, songwriting, and more. Not only do participants write across genres, but they also share their creative work with each other, family, friends and the larger community through readings and bound anthologies.	



U.S. Department of Housing and Urban Development  
 Office of Community Planning and Development  
 Integrated Disbursement and Information System  
 CDBG Activity Summary Report (GPR) for Program Year 2018  
 CLEVELAND HEIGHTS

Date: 06-Mar-2019  
 Time: 11:19  
 Page: 37

**PGM Year:** 2018  
**Project:** 0011 - Emergency Assistance  
**IDIS Activity:** 1179 - Start Right CDC Food Program

**Status:** Completed 12/31/2018 12:00:00 AM      **Objective:** Create suitable living environments  
**Location:** Address Suppressed      **Outcome:** Sustainability  
**Matrix Code:** Food Banks (05W)      **National Objective:** LMC

**Initial Funding Date:** 08/01/2018

**Description:**

As a hunger center, Start Right CDC provides a site for free lunch for children during the summer for 7 weeks and 6 days during the winter break. They also provide food pantry participants a 3-day supply of food (minimum of 9 complete meals) once per month. They receive free or reduced cost items from the Cleveland Food Bank and their income guidelines are restricted by the Ohio Department of Human Services.

**Financing**

	Fund Type	Grant Year	Grant	Funded Amount	Drawn In Program Year	Drawn Thru Program Year
CDBG	EN	Pre-2015		\$118.32	\$0.00	\$0.00
		2014	B14MC390005		\$118.32	\$118.32
		2016	B16MC390005	\$1,962.52	\$1,962.52	\$1,962.52
		2017	B17MC390005	\$5,984.76	\$5,984.76	\$5,984.76
		2018	B18MC390005	\$3,171.82	\$3,171.82	\$3,171.82
<b>Total</b>	<b>Total</b>			<b>\$11,237.42</b>	<b>\$11,237.42</b>	<b>\$11,237.42</b>

**Proposed Accomplishments**

People (General) : 1,284

**Actual Accomplishments**

Number assisted:

	Owner		Renter		Total		Person	
	Total	Hispanic	Total	Hispanic	Total	Hispanic	Total	Hispanic
White:	0	0	0	0	0	0	40	0
Black/African American:	0	0	0	0	0	0	603	0
Asian:	0	0	0	0	0	0	2	0
American Indian/Alaskan Native:	0	0	0	0	0	0	1	0
Native Hawaiian/Other Pacific Islander:	0	0	0	0	0	0	6	0
American Indian/Alaskan Native & White:	0	0	0	0	0	0	0	0
Asian White:	0	0	0	0	0	0	0	0
Black/African American & White:	0	0	0	0	0	0	0	0
American Indian/Alaskan Native & Black/African American:	0	0	0	0	0	0	0	0
Other multi-racial:	0	0	0	0	0	0	238	0



U.S. Department of Housing and Urban Development  
 Office of Community Planning and Development  
 Integrated Disbursement and Information System  
 CDBG Activity Summary Report (GPR) for Program Year 2018  
 CLEVELAND HEIGHTS

Date: 06-Mar-2019  
 Time: 11:19  
 Page: 38

Asian/Pacific Islander:	0	0	0	0	0	0	0	0
Hispanic:	0	0	0	0	0	0	0	0
<b>Total:</b>	<b>0</b>	<b>0</b>	<b>0</b>	<b>0</b>	<b>0</b>	<b>0</b>	<b>890</b>	<b>0</b>
Female-headed Households:	0		0		0			

*Income Category:*

	<b>Owner</b>	<b>Renter</b>	<b>Total</b>	<b>Person</b>
Extremely Low	0	0	0	0
Low Mod	0	0	0	890
Moderate	0	0	0	0
Non Low Moderate	0	0	0	0
Total	0	0	0	890
Percent Low/Mod				100.0%

**Annual Accomplishments**

<b>Years</b>	<b>Accomplishment Narrative</b>	<b># Benefitting</b>
2018	In 2018, the Start Right CDC Food Program delivered 2,248 units of service to 890 low income households. Start Right CDC's Food Program works with the Cleveland Food Bank to provide a 3 day supply of food to eligible households every month.	





U.S. Department of Housing and Urban Development  
 Office of Community Planning and Development  
 Integrated Disbursement and Information System  
 CDBG Activity Summary Report (GPR) for Program Year 2018  
 CLEVELAND HEIGHTS

Date: 06-Mar-2019  
 Time: 11:19  
 Page: 39

**PGM Year:** 2018  
**Project:** 0011 - Emergency Assistance  
**IDIS Activity:** 1180 - Heights Emergency Food Center

**Status:** Completed 12/31/2018 12:00:00 AM      **Objective:** Create suitable living environments  
**Location:** Address Suppressed      **Outcome:** Sustainability  
**Matrix Code:** Food Banks (05W)      **National Objective:** LMC

**Initial Funding Date:** 08/01/2018

**Description:**

Heights Emergency Food Center - provides low- income households with a three-day supply of food one time per month.

**Financing**

	Fund Type	Grant Year	Grant	Funded Amount	Drawn In Program Year	Drawn Thru Program Year
CDBG	EN	2017	B17MC390005	\$10,728.90	\$10,728.90	\$10,728.90
		2018	B18MC390005	\$1,078.18	\$1,078.18	\$1,078.18
	PI			\$12,065.84	\$12,065.84	\$12,065.84
<b>Total</b>	<b>Total</b>			<b>\$23,872.92</b>	<b>\$23,872.92</b>	<b>\$23,872.92</b>


**Proposed Accomplishments**

People (General) : 2,441

**Actual Accomplishments**

Number assisted:

	Owner		Renter		Total		Person	
	Total	Hispanic	Total	Hispanic	Total	Hispanic	Total	Hispanic
White:	0	0	0	0	0	0	520	0
Black/African American:	0	0	0	0	0	0	2,530	0
Asian:	0	0	0	0	0	0	25	0
American Indian/Alaskan Native:	0	0	0	0	0	0	0	0
Native Hawaiian/Other Pacific Islander:	0	0	0	0	0	0	0	0
American Indian/Alaskan Native & White:	0	0	0	0	0	0	0	0
Asian White:	0	0	0	0	0	0	0	0
Black/African American & White:	0	0	0	0	0	0	3	0
American Indian/Alaskan Native & Black/African American:	0	0	0	0	0	0	0	0
Other multi-racial:	0	0	0	0	0	0	300	0
Asian/Pacific Islander:	0	0	0	0	0	0	0	0
Hispanic:	0	0	0	0	0	0	0	0
<b>Total:</b>	<b>0</b>	<b>0</b>	<b>0</b>	<b>0</b>	<b>0</b>	<b>0</b>	<b>3,378</b>	<b>0</b>



U.S. Department of Housing and Urban Development  
Office of Community Planning and Development  
Integrated Disbursement and Information System  
CDBG Activity Summary Report (GPR) for Program Year 2018  
CLEVELAND HEIGHTS

Date: 06-Mar-2019

Time: 11:19

Page: 40

Female-headed Households: 0 0 0

*Income Category:*

	<b>Owner</b>	<b>Renter</b>	<b>Total</b>	<b>Person</b>
Extremely Low	0	0	0	3,378
Low Mod	0	0	0	0
Moderate	0	0	0	0
Non Low Moderate	0	0	0	0
Total	0	0	0	3,378
Percent Low/Mod				100.0%

**Annual Accomplishments**

<b>Years</b>	<b>Accomplishment Narrative</b>	<b># Benefiting</b>
2018	In 2018, the Heights Emergency Food Center delivered 10,726 units of service to 3,378 extremely low income households. The Heights Emergency Food Center works with the Cleveland Food Bank to provide a 3-day supply of food to families every month.	



U.S. Department of Housing and Urban Development  
 Office of Community Planning and Development  
 Integrated Disbursement and Information System  
 CDBG Activity Summary Report (GPR) for Program Year 2018  
 CLEVELAND HEIGHTS

Date: 06-Mar-2019  
 Time: 11:19  
 Page: 41

**PGM Year:** 2018  
**Project:** 0011 - Emergency Assistance  
**IDIS Activity:** 1181 - Gesher

**Status:** Completed 12/31/2018 12:00:00 AM  
**Location:** Address Suppressed  
**Objective:** Create suitable living environments  
**Outcome:** Availability/accessibility  
**Matrix Code:** Other Public Services Not Listed in 05A-05Y, 03T (05Z)  
**National Objective:** LMC

**Initial Funding Date:** 08/01/2018

**Description:**  
 Gesher - provides low- and moderate-income families with information about local, state and federal benefits for which they are eligible.

**Financing**

	Fund Type	Grant Year	Grant	Funded Amount	Drawn In Program Year	Drawn Thru Program Year
CDBG	EN	2017	B17MC390005	\$3,000.00	\$3,000.00	\$3,000.00
<b>Total</b>	<b>Total</b>			<b>\$3,000.00</b>	<b>\$3,000.00</b>	<b>\$3,000.00</b>

**Proposed Accomplishments**

People (General) : 190

**Actual Accomplishments**

Number assisted:

	Owner		Renter		Total		Person	
	Total	Hispanic	Total	Hispanic	Total	Hispanic	Total	Hispanic
White:	0	0	0	0	0	0	320	0
Black/African American:	0	0	0	0	0	0	15	0
Asian:	0	0	0	0	0	0	0	0
American Indian/Alaskan Native:	0	0	0	0	0	0	0	0
Native Hawaiian/Other Pacific Islander:	0	0	0	0	0	0	0	0
American Indian/Alaskan Native & White:	0	0	0	0	0	0	0	0
Asian White:	0	0	0	0	0	0	0	0
Black/African American & White:	0	0	0	0	0	0	0	0
American Indian/Alaskan Native & Black/African American:	0	0	0	0	0	0	0	0
Other multi-racial:	0	0	0	0	0	0	1	0
Asian/Pacific Islander:	0	0	0	0	0	0	0	0
Hispanic:	0	0	0	0	0	0	0	0
<b>Total:</b>	<b>0</b>	<b>0</b>	<b>0</b>	<b>0</b>	<b>0</b>	<b>0</b>	<b>336</b>	<b>0</b>
Female-headed Households:	0		0		0			



U.S. Department of Housing and Urban Development  
Office of Community Planning and Development  
Integrated Disbursement and Information System  
CDBG Activity Summary Report (GPR) for Program Year 2018  
CLEVELAND HEIGHTS

Date: 06-Mar-2019

Time: 11:19

Page: 42

*Income Category:*

	<b>Owner</b>	<b>Renter</b>	<b>Total</b>	<b>Person</b>
Extremely Low	0	0	0	170
Low Mod	0	0	0	82
Moderate	0	0	0	65
Non Low Moderate	0	0	0	19
Total	0	0	0	336
Percent Low/Mod				94.3%

**Annual Accomplishments**

<b>Years</b>	<b>Accomplishment Narrative</b>	<b># Benefitting</b>
2018	In 2018, Geshel's benefits counselors delivered 878 units of service to 336 program participants. Some of the services that Geshel assists its clients in accessing are: utility assistance, Medicaid, SNAP, WIC, home repair, financial counseling, and job training.	



U.S. Department of Housing and Urban Development  
 Office of Community Planning and Development  
 Integrated Disbursement and Information System  
 CDBG Activity Summary Report (GPR) for Program Year 2018  
 CLEVELAND HEIGHTS

Date: 06-Mar-2019  
 Time: 11:19  
 Page: 43

**PGM Year:** 2018  
**Project:** 0012 - Senior Adult Programs  
**IDIS Activity:** 1182 - Office on Aging Senior Programs

**Status:** Completed 12/31/2018 12:00:00 AM  
**Location:** Address Suppressed  
**Objective:** Create suitable living environments  
**Outcome:** Availability/accessibility  
**Matrix Code:** Senior Services (05A) **National Objective:** LMC

**Initial Funding Date:** 08/01/2018

**Description:**

CDBG funds are provided to the City of Cleveland through the Office on Aging for social workers that assist low- and moderate-income seniors to access necessary services to maintain a healthy and safe living environment. This allows seniors to live as independently as possible in their homes.

**Financing**

	Fund Type	Grant Year	Grant	Funded Amount	Drawn In Program Year	Drawn Thru Program Year
CDBG	EN	2015	B15MC390005	\$536.66	\$536.66	\$536.66
		2017	B17MC390005	\$20,516.48	\$20,516.48	\$20,516.48
		2018	B18MC390005	\$6,346.24	\$6,346.24	\$6,346.24
	PI			\$9,661.91	\$9,661.91	\$9,661.91
<b>Total</b>	<b>Total</b>			<b>\$37,061.29</b>	<b>\$37,061.29</b>	<b>\$37,061.29</b>

**Proposed Accomplishments**

People (General) : 575

**Actual Accomplishments**

Number assisted:

	Owner		Renter		Total		Person	
	Total	Hispanic	Total	Hispanic	Total	Hispanic	Total	Hispanic
White:	0	0	0	0	0	0	131	1
Black/African American:	0	0	0	0	0	0	141	0
Asian:	0	0	0	0	0	0	1	0
American Indian/Alaskan Native:	0	0	0	0	0	0	0	0
Native Hawaiian/Other Pacific Islander:	0	0	0	0	0	0	0	0
American Indian/Alaskan Native & White:	0	0	0	0	0	0	0	0
Asian White:	0	0	0	0	0	0	0	0



U.S. Department of Housing and Urban Development  
 Office of Community Planning and Development  
 Integrated Disbursement and Information System  
 CDBG Activity Summary Report (GPR) for Program Year 2018  
 CLEVELAND HEIGHTS

Date: 06-Mar-2019  
 Time: 11:19  
 Page: 44

Black/African American & White:	0	0	0	0	0	0	0	0
American Indian/Alaskan Native & Black/African American:	0	0	0	0	0	0	0	0
Other multi-racial:	0	0	0	0	0	0	5	2
Asian/Pacific Islander:	0	0	0	0	0	0	0	0
Hispanic:	0	0	0	0	0	0	0	0
<b>Total:</b>	<b>0</b>	<b>0</b>	<b>0</b>	<b>0</b>	<b>0</b>	<b>0</b>	<b>278</b>	<b>3</b>
Female-headed Households:	0		0		0			

*Income Category:*

	<b>Owner</b>	<b>Renter</b>	<b>Total</b>	<b>Person</b>
Extremely Low	0	0	0	138
Low Mod	0	0	0	74
Moderate	0	0	0	36
Non Low Moderate	0	0	0	30
Total	0	0	0	278
Percent Low/Mod				89.2%

**Annual Accomplishments**

<b>Years</b>	<b>Accomplishment Narrative</b>	<b># Benefitting</b>
2018	In 2018, the City of Cleveland Heights' Office on Aging assisted 278 seniors with social work services. These 278 seniors utilized 624 units of service. The social workers offer assistance with: Meals on Wheels, housing issues, legal matters, transportation, senior center programming, Medicare counseling, Adult Protective Services, and benefits and agency referral.	



U.S. Department of Housing and Urban Development  
 Office of Community Planning and Development  
 Integrated Disbursement and Information System  
 CDBG Activity Summary Report (GPR) for Program Year 2018  
 CLEVELAND HEIGHTS

Date: 06-Mar-2019  
 Time: 11:19  
 Page: 45

**PGM Year:** 2018  
**Project:** 0015 - Housing Rehabilitation LMI  
**IDIS Activity:** 1183 - HRRC Administration

**Status:** Completed 12/31/2018 12:00:00 AM      **Objective:** Provide decent affordable housing  
**Location:** Address Suppressed      **Outcome:** Sustainability  
**Matrix Code:** Rehabilitation Administration (14H)      **National Objective:** LMH

**Initial Funding Date:** 08/01/2018

**Description:**  
 This program provides funds for substantial rehabilitation for low- and moderate-income homeowners.  
 Housing program administration is charged to CDBG for the operation of the CDBG programs listed in the Minor Home Repair and Housing Rehabilitation programs.

**Financing**

	Fund Type	Grant Year	Grant	Funded Amount	Drawn In Program Year	Drawn Thru Program Year
CDBG	EN	Pre-2015		\$21,176.67	\$0.00	\$0.00
		2014	B14MC390005		\$21,176.67	\$21,176.67
		2017	B17MC390005	\$66,749.58	\$66,749.58	\$66,749.58
		2018	B18MC390005	\$20,888.12	\$20,888.12	\$20,888.12
	PI		\$19,610.72	\$19,610.72	\$19,610.72	
<b>Total</b>	<b>Total</b>			<b>\$128,425.09</b>	<b>\$128,425.09</b>	<b>\$128,425.09</b>

**Proposed Accomplishments**

**Actual Accomplishments**

*Number assisted:*

	Owner		Renter		Total		Person	
	Total	Hispanic	Total	Hispanic	Total	Hispanic	Total	Hispanic
White:	0	0	0	0	0	0		0
Black/African American:	0	0	0	0	0	0	0	0
Asian:	0	0	0	0	0	0	0	0
American Indian/Alaskan Native:	0	0	0	0	0	0	0	0
Native Hawaiian/Other Pacific Islander:	0	0	0	0	0	0	0	0
American Indian/Alaskan Native & White:	0	0	0	0	0	0	0	0
Asian White:	0	0	0	0	0	0	0	0
Black/African American & White:	0	0	0	0	0	0	0	0
American Indian/Alaskan Native & Black/African American:	0	0	0	0	0	0	0	0
Other multi-racial:	0	0	0	0	0	0	0	0
Asian/Pacific Islander:	0	0	0	0	0	0	0	0
Hispanic:	0	0	0	0	0	0	0	0







U.S. Department of Housing and Urban Development  
 Office of Community Planning and Development  
 Integrated Disbursement and Information System  
 CDBG Activity Summary Report (GPR) for Program Year 2018  
 CLEVELAND HEIGHTS

Date: 06-Mar-2019  
 Time: 11:19  
 Page: 47

**PGM Year:** 2018  
**Project:** 0013 - Housing Counseling  
**IDIS Activity:** 1184 - HRRC Housing Counselor

**Status:** Completed 12/31/2018 12:00:00 AM  
**Location:** Address Suppressed  
**Objective:** Provide decent affordable housing  
**Outcome:** Availability/accessibility  
**Matrix Code:** Housing Counseling only, under 24 CFR 5.100 (05U)      **National Objective:** LMC

**Initial Funding Date:** 08/01/2018

**Description:**

CDBG funds will assist the Housing Counseling program of Home Repair Resource Center, a HUD certified counseling agency. It is a service with two purposes: (1) to improve financial literacy by assisting community residents with personal financial issues, such as establishing a workable household budget and understanding refinancing options; and (2) to provide Home Buyer Education to prospective purchasers that will enable them to make wise home buying decisions and become responsible owners who care for and maintain their properties, thereby improving community stability. Both purposes are achieved through individual counseling and group education.

**Financing**

	Fund Type	Grant Year	Grant	Funded Amount	Drawn In Program Year	Drawn Thru Program Year
CDBG	EN	2017	B17MC390005	\$11,574.70	\$11,574.70	\$11,574.70
		2018	B18MC390005	\$1,727.40	\$1,727.40	\$1,727.40
	PI			\$6,070.45	\$6,070.45	\$6,070.45
<b>Total</b>	<b>Total</b>			<b>\$19,372.55</b>	<b>\$19,372.55</b>	<b>\$19,372.55</b>

**Proposed Accomplishments**

People (General) : 450

**Actual Accomplishments**

Number assisted:

	Owner		Renter		Total		Person	
	Total	Hispanic	Total	Hispanic	Total	Hispanic	Total	Hispanic
White:	0	0	0	0	0	0	126	13
Black/African American:	0	0	0	0	0	0	153	0
Asian:	0	0	0	0	0	0	1	0
American Indian/Alaskan Native:	0	0	0	0	0	0	0	0
Native Hawaiian/Other Pacific Islander:	0	0	0	0	0	0	0	0
American Indian/Alaskan Native & White:	0	0	0	0	0	0	0	0
Asian White:	0	0	0	0	0	0	0	0
Black/African American & White:	0	0	0	0	0	0	0	0
American Indian/Alaskan Native & Black/African American:	0	0	0	0	0	0	0	0
Other multi-racial:	0	0	0	0	0	0	0	0
Asian/Pacific Islander:	0	0	0	0	0	0	0	0



U.S. Department of Housing and Urban Development  
 Office of Community Planning and Development  
 Integrated Disbursement and Information System  
 CDBG Activity Summary Report (GPR) for Program Year 2018  
 CLEVELAND HEIGHTS

Date: 06-Mar-2019  
 Time: 11:19  
 Page: 48

Hispanic:	0	0	0	0	0	0	0	0	0
<b>Total:</b>	<b>0</b>	<b>0</b>	<b>0</b>	<b>0</b>	<b>0</b>	<b>0</b>	<b>0</b>	<b>280</b>	<b>13</b>

Female-headed Households: 0 0 0 0 0 0 0 0 0 0

*Income Category:*

	Owner	Renter	Total	Person
Extremely Low	0	0	0	14
Low Mod	0	0	0	56
Moderate	0	0	0	114
Non Low Moderate	0	0	0	96
Total	0	0	0	280
Percent Low/Mod				65.7%

**Annual Accomplishments**

<b>Years</b>	<b>Accomplishment Narrative</b>	<b># Benefitting</b>
2018	In 2018, the Home Repair Resource Center's Housing Counseling Program assisted 280 unduplicated households, delivering 338 units of service.	



U.S. Department of Housing and Urban Development  
 Office of Community Planning and Development  
 Integrated Disbursement and Information System  
 CDBG Activity Summary Report (GPR) for Program Year 2018  
 CLEVELAND HEIGHTS

Date: 06-Mar-2019  
 Time: 11:19  
 Page: 49

**PGM Year:** 2018  
**Project:** 0014 - Minor Home Repairs  
**IDIS Activity:** 1185 - HRRC Assist Grants

**Status:** Completed 12/31/2018 12:00:00 AM      **Objective:** Provide decent affordable housing  
**Location:** Address Suppressed      **Outcome:** Sustainability  
**Matrix Code:** Rehab; Single-Unit Residential (14A)      **National Objective:** LMH

**Initial Funding Date:** 08/01/2018

**Description:**

This project is one of several programs which will help to improve, maintain and expand owner-occupied housing.

**Financing**

	Fund Type	Grant Year	Grant	Funded Amount	Drawn In Program Year	Drawn Thru Program Year
CDBG	EN	Pre-2015		\$11,953.00	\$0.00	\$0.00
		2014	B14MC390005		\$11,953.00	\$11,953.00
	PI			\$2,553.00	\$2,553.00	\$2,553.00
<b>Total</b>	<b>Total</b>			<b>\$14,506.00</b>	<b>\$14,506.00</b>	<b>\$14,506.00</b>

**Proposed Accomplishments**

Housing Units : 10

**Actual Accomplishments**

Number assisted:

	Owner		Renter		Total		Person	
	Total	Hispanic	Total	Hispanic	Total	Hispanic	Total	Hispanic
White:	8	0	0	0	8	0	0	0
Black/African American:	8	0	0	0	8	0	0	0
Asian:	0	0	0	0	0	0	0	0
American Indian/Alaskan Native:	0	0	0	0	0	0	0	0
Native Hawaiian/Other Pacific Islander:	0	0	0	0	0	0	0	0
American Indian/Alaskan Native & White:	0	0	0	0	0	0	0	0
Asian White:	0	0	0	0	0	0	0	0
Black/African American & White:	0	0	0	0	0	0	0	0
American Indian/Alaskan Native & Black/African American:	0	0	0	0	0	0	0	0
Other multi-racial:	1	0	0	0	1	0	0	0
Asian/Pacific Islander:	0	0	0	0	0	0	0	0
Hispanic:	0	0	0	0	0	0	0	0
<b>Total:</b>	<b>17</b>	<b>0</b>	<b>0</b>	<b>0</b>	<b>17</b>	<b>0</b>	<b>0</b>	<b>0</b>



U.S. Department of Housing and Urban Development  
Office of Community Planning and Development  
Integrated Disbursement and Information System  
CDBG Activity Summary Report (GPR) for Program Year 2018  
CLEVELAND HEIGHTS

Date: 06-Mar-2019

Time: 11:19

Page: 50

Female-headed Households:

0 0 0

*Income Category:*

	<b>Owner</b>	<b>Renter</b>	<b>Total</b>	<b>Person</b>
Extremely Low	0	0	0	0
Low Mod	4	0	4	0
Moderate	13	0	13	0
Non Low Moderate	0	0	0	0
Total	17	0	17	0
Percent Low/Mod	100.0%		100.0%	

**Annual Accomplishments**

<b>Years</b>	<b>Accomplishment Narrative</b>	<b># Benefiting</b>
2018	In 2018, the Home Repair Resource Center completed 17 Assist Incentive Grant projects.	



U.S. Department of Housing and Urban Development  
 Office of Community Planning and Development  
 Integrated Disbursement and Information System  
 CDBG Activity Summary Report (GPR) for Program Year 2018  
 CLEVELAND HEIGHTS

Date: 06-Mar-2019  
 Time: 11:19  
 Page: 51

**PGM Year:** 2018  
**Project:** 0015 - Housing Rehabilitation LMI  
**IDIS Activity:** 1186 - HRRC Assist Deferred Loan Match

**Status:** Completed 12/31/2018 12:00:00 AM  
**Location:** Address Suppressed

**Objective:** Provide decent affordable housing  
**Outcome:** Affordability  
**Matrix Code:** Rehab; Single-Unit Residential (14A)      **National Objective:** LMH

**Initial Funding Date:** 08/01/2018

**Description:**

Major Systems Deferred Loan Match -Program allows deferred payments for up to one-half the cost of replacing major systems for LMI homeowners (i.e., heating, electrical, plumbing, roofs).

The maximum loan amount is \$3,000.

**Financing**

	Fund Type	Grant Year	Grant	Funded Amount	Drawn In Program Year	Drawn Thru Program Year
CDBG	EN	Pre-2015		\$1,190.76	\$0.00	\$0.00
		2014	B14MC390005		\$1,190.76	\$1,190.76
	PI			\$370.84	\$370.84	\$370.84
<b>Total</b>	<b>Total</b>			<b>\$1,561.60</b>	<b>\$1,561.60</b>	<b>\$1,561.60</b>

**Proposed Accomplishments**

Housing Units : 5

**Actual Accomplishments**

Number assisted:

	Owner		Renter		Total		Person	
	Total	Hispanic	Total	Hispanic	Total	Hispanic	Total	Hispanic
White:	1	0	0	0	1	0	0	0
Black/African American:	0	0	0	0	0	0	0	0
Asian:	0	0	0	0	0	0	0	0
American Indian/Alaskan Native:	0	0	0	0	0	0	0	0
Native Hawaiian/Other Pacific Islander:	0	0	0	0	0	0	0	0
American Indian/Alaskan Native & White:	0	0	0	0	0	0	0	0
Asian White:	0	0	0	0	0	0	0	0
Black/African American & White:	0	0	0	0	0	0	0	0
American Indian/Alaskan Native & Black/African American:	0	0	0	0	0	0	0	0
Other multi-racial:	0	0	0	0	0	0	0	0
Asian/Pacific Islander:	0	0	0	0	0	0	0	0
Hispanic:	0	0	0	0	0	0	0	0



U.S. Department of Housing and Urban Development  
 Office of Community Planning and Development  
 Integrated Disbursement and Information System  
 CDBG Activity Summary Report (GPR) for Program Year 2018  
 CLEVELAND HEIGHTS

Date: 06-Mar-2019  
 Time: 11:19  
 Page: 52

**Total:** 1 0 0 0 1 0 0 0


Female-headed Households: 0 0 0 0

*Income Category:*

	<b>Owner</b>	<b>Renter</b>	<b>Total</b>	<b>Person</b>
Extremely Low	0	0	0	0
Low Mod	0	0	0	0
Moderate	1	0	1	0
Non Low Moderate	0	0	0	0
Total	1	0	1	0
Percent Low/Mod	100.0%		100.0%	

**Annual Accomplishments**

<b>Years</b>	<b>Accomplishment Narrative</b>	<b># Benefitting</b>
2018	In 2018, the Home Repair Resource Center made 1 loan as part of the deferred loan match program.	



U.S. Department of Housing and Urban Development  
 Office of Community Planning and Development  
 Integrated Disbursement and Information System  
 CDBG Activity Summary Report (GPR) for Program Year 2018  
 CLEVELAND HEIGHTS

Date: 06-Mar-2019  
 Time: 11:19  
 Page: 53

**PGM Year:** 2018  
**Project:** 0014 - Minor Home Repairs  
**IDIS Activity:** 1187 - HRRC Senior Home Stability Grant

**Status:** Completed 12/31/2018 12:00:00 AM  
**Location:** Address Suppressed

**Objective:** Provide decent affordable housing  
**Outcome:** Sustainability  
**Matrix Code:** Rehab; Single-Unit Residential (14A)      **National Objective:** LMH

**Initial Funding Date:** 08/01/2018

**Description:**  
 Senior Home Stability Grant (HRRC) -provides grant funds for up to \$1000 to assist senior homeowners with the repairs to their home that, if not repaired, may lead to health and safety issues in their homes

**Financing**

	Fund Type	Grant Year	Grant	Funded Amount	Drawn In Program Year	Drawn Thru Program Year
CDBG	EN	Pre-2015		\$11,035.00	\$0.00	\$0.00
		2014	B14MC390005		\$11,035.00	\$11,035.00
<b>Total</b>	<b>Total</b>			<b>\$11,035.00</b>	<b>\$11,035.00</b>	<b>\$11,035.00</b>

**Proposed Accomplishments**

Housing Units : 10

**Actual Accomplishments**

Number assisted:

	Owner		Renter		Total		Person	
	Total	Hispanic	Total	Hispanic	Total	Hispanic	Total	Hispanic
White:	1	0	0	0	1	0	0	0
Black/African American:	6	0	0	0	6	0	0	0
Asian:	0	0	0	0	0	0	0	0
American Indian/Alaskan Native:	0	0	0	0	0	0	0	0
Native Hawaiian/Other Pacific Islander:	0	0	0	0	0	0	0	0
American Indian/Alaskan Native & White:	0	0	0	0	0	0	0	0
Asian White:	0	0	0	0	0	0	0	0
Black/African American & White:	0	0	0	0	0	0	0	0
American Indian/Alaskan Native & Black/African American:	0	0	0	0	0	0	0	0
Other multi-racial:	0	0	0	0	0	0	0	0
Asian/Pacific Islander:	0	0	0	0	0	0	0	0
Hispanic:	0	0	0	0	0	0	0	0
<b>Total:</b>	<b>7</b>	<b>0</b>	<b>0</b>	<b>0</b>	<b>7</b>	<b>0</b>	<b>0</b>	<b>0</b>



U.S. Department of Housing and Urban Development  
Office of Community Planning and Development  
Integrated Disbursement and Information System  
CDBG Activity Summary Report (GPR) for Program Year 2018  
CLEVELAND HEIGHTS

Date: 06-Mar-2019

Time: 11:19

Page: 54

Female-headed Households: 0 0 0

*Income Category:*

	<b>Owner</b>	<b>Renter</b>	<b>Total</b>	<b>Person</b>
Extremely Low	0	0	0	0
Low Mod	1	0	1	0
Moderate	6	0	6	0
Non Low Moderate	0	0	0	0
Total	7	0	7	0
Percent Low/Mod	100.0%		100.0%	

**Annual Accomplishments**

<b>Years</b>	<b>Accomplishment Narrative</b>	<b># Benefiting</b>
2018	In 2018, the Home Repair Resource Center completed 7 projects under the Senior Home Stability Grant Program.	





U.S. Department of Housing and Urban Development  
 Office of Community Planning and Development  
 Integrated Disbursement and Information System  
 CDBG Activity Summary Report (GPR) for Program Year 2018  
 CLEVELAND HEIGHTS

Date: 06-Mar-2019  
 Time: 11:19  
 Page: 55

**PGM Year:** 2018  
**Project:** 0002 - Housing Rehabilitation S/B  
**IDIS Activity:** 1188 - HPO Administration S/B

**Status:** Completed 12/31/2018 12:00:00 AM  
**Location:** Address Suppressed

**Objective:** Create suitable living environments  
**Outcome:** Sustainability  
**Matrix Code:** Rehabilitation Administration (14H)

**National Objective:** SBS

**Initial Funding Date:** 08/01/2018

**Description:**

The Nuisance Abatement Program addresses blighted properties within the City. CDBG funds also contribute to the administration of the Nuisance Abatement Program. Properties that are in a state of serious disrepair and causing a blighting influence on the neighborhood are evaluated by staff to determine if they are able to be rehabbed or there is a need for demolition. In addition, funds are used on an emergency basis to secure properties that may cause unsafe conditions for the neighborhood.


**Financing**

	Fund Type	Grant Year	Grant	Funded Amount	Drawn In Program Year	Drawn Thru Program Year
CDBG	EN	Pre-2015		\$58,619.20	\$0.00	\$0.00
		2014	B14MC390005		\$58,619.20	\$58,619.20
		2017	B17MC390005	\$6,492.73	\$6,492.73	\$6,492.73
		2018	B18MC390005	\$23,003.94	\$23,003.94	\$23,003.94
	PI		\$1,497.84	\$1,497.84	\$1,497.84	
<b>Total</b>	<b>Total</b>			<b>\$89,613.71</b>	<b>\$89,613.71</b>	<b>\$89,613.71</b>

**Proposed Accomplishments**

**Annual Accomplishments**

No data returned for this view. This might be because the applied filter excludes all data.



U.S. Department of Housing and Urban Development  
 Office of Community Planning and Development  
 Integrated Disbursement and Information System  
 CDBG Activity Summary Report (GPR) for Program Year 2018  
 CLEVELAND HEIGHTS

Date: 06-Mar-2019  
 Time: 11:19  
 Page: 56

**PGM Year:** 2018  
**Project:** 0015 - Housing Rehabilitation LMI  
**IDIS Activity:** 1189 - HPO Administration LMI

**Status:** Completed 12/31/2018 12:00:00 AM  
**Location:** Address Suppressed

**Objective:** Provide decent affordable housing

**Outcome:** Sustainability

**Matrix Code:** Rehabilitation Administration (14H)

**National Objective:** LMH

**Initial Funding Date:** 08/01/2018

**Description:**  
 This program provides funds for substantial rehabilitation for low- and moderate-income homeowners. Housing program administration is charged to CDBG for the operation of the CDBG programs listed in the Minor Home Repair and Housing Rehabilitation programs.

**Financing**

	Fund Type	Grant Year	Grant	Funded Amount	Drawn In Program Year	Drawn Thru Program Year
CDBG	EN	Pre-2015		\$109,300.68	\$0.00	\$0.00
		2014	B14MC390005		\$109,300.68	\$109,300.68
		2015	B15MC390005	\$19,478.22	\$19,478.22	\$19,478.22
		2016	B16MC390005	\$2,184.11	\$2,184.11	\$2,184.11
		2017	B17MC390005	\$64,372.82	\$64,372.82	\$64,372.82
		2018	B18MC390005	\$69,011.84	\$69,011.84	\$69,011.84
	PI		\$4,493.51	\$4,493.51	\$4,493.51	
<b>Total</b>	<b>Total</b>			<b>\$268,841.18</b>	<b>\$268,841.18</b>	<b>\$268,841.18</b>

**Proposed Accomplishments**

**Actual Accomplishments**

Number assisted:

	Owner		Renter		Total		Person	
	Total	Hispanic	Total	Hispanic	Total	Hispanic	Total	Hispanic
White:	0	0	0	0	0	0		0
Black/African American:	0	0	0	0	0	0	0	0
Asian:	0	0	0	0	0	0	0	0
American Indian/Alaskan Native:	0	0	0	0	0	0	0	0
Native Hawaiian/Other Pacific Islander:	0	0	0	0	0	0	0	0
American Indian/Alaskan Native & White:	0	0	0	0	0	0	0	0
Asian White:	0	0	0	0	0	0	0	0
Black/African American & White:	0	0	0	0	0	0	0	0
American Indian/Alaskan Native & Black/African American:	0	0	0	0	0	0	0	0
Other multi-racial:	0	0	0	0	0	0	0	0



U.S. Department of Housing and Urban Development  
Office of Community Planning and Development  
Integrated Disbursement and Information System  
CDBG Activity Summary Report (GPR) for Program Year 2018  
CLEVELAND HEIGHTS

Date: 06-Mar-2019

Time: 11:19

Page: 57

Asian/Pacific Islander:	0	0	0	0	0	0	0	0
Hispanic:	0	0	0	0	0	0	0	0
<b>Total:</b>	<b>0</b>	<b>0</b>	<b>0</b>	<b>0</b>	<b>0</b>	<b>0</b>	<b>0</b>	<b>0</b>


Female-headed Households: 0 0 0

*Income Category:*

	<b>Owner</b>	<b>Renter</b>	<b>Total</b>	<b>Person</b>
Extremely Low	0	0	0	0
Low Mod	0	0	0	0
Moderate	0	0	0	0
Non Low Moderate	0	0	0	0
Total	0	0	0	0
Percent Low/Mod				

**Annual Accomplishments**

No data returned for this view. This might be because the applied filter excludes all data.



U.S. Department of Housing and Urban Development  
 Office of Community Planning and Development  
 Integrated Disbursement and Information System  
 CDBG Activity Summary Report (GPR) for Program Year 2018  
 CLEVELAND HEIGHTS

Date: 06-Mar-2019  
 Time: 11:19  
 Page: 58

**PGM Year:** 2018  
**Project:** 0014 - Minor Home Repairs  
**IDIS Activity:** 1190 - HPO Exterior Paint Program

**Status:** Completed 12/31/2018 12:00:00 AM  
**Location:** Address Suppressed

**Objective:** Provide decent affordable housing  
**Outcome:** Sustainability  
**Matrix Code:** Rehab; Single-Unit Residential (14A)      **National Objective:** LMH

**Initial Funding Date:** 08/01/2018

**Description:**

Exterior Paint - provides senior or permanently disabled low- and moderate-income homeowners with a grant of up to \$3,500 for labor and paint.

**Financing**

	Fund Type	Grant Year	Grant	Funded Amount	Drawn In Program Year	Drawn Thru Program Year
CDBG	EN	Pre-2015		\$43,394.00	\$0.00	\$0.00
		2014	B14MC390005		\$43,394.00	\$43,394.00
		2017	B17MC390005	\$16,666.00	\$16,666.00	\$16,666.00
		2018	B18MC390005	\$6,740.00	\$6,740.00	\$6,740.00
	PI		\$16,570.00	\$16,570.00	\$16,570.00	
<b>Total</b>	<b>Total</b>			<b>\$83,370.00</b>	<b>\$83,370.00</b>	<b>\$83,370.00</b>


**Proposed Accomplishments**

Housing Units : 25

**Actual Accomplishments**

Number assisted:

	Owner		Renter		Total		Person	
	Total	Hispanic	Total	Hispanic	Total	Hispanic	Total	Hispanic
White:	10	0	0	0	10	0	0	0
Black/African American:	13	0	0	0	13	0	0	0
Asian:	0	0	0	0	0	0	0	0
American Indian/Alaskan Native:	0	0	0	0	0	0	0	0
Native Hawaiian/Other Pacific Islander:	0	0	0	0	0	0	0	0
American Indian/Alaskan Native & White:	0	0	0	0	0	0	0	0
Asian White:	0	0	0	0	0	0	0	0
Black/African American & White:	0	0	0	0	0	0	0	0
American Indian/Alaskan Native & Black/African American:	0	0	0	0	0	0	0	0
Other multi-racial:	2	0	0	0	2	0	0	0
Asian/Pacific Islander:	0	0	0	0	0	0	0	0



U.S. Department of Housing and Urban Development  
 Office of Community Planning and Development  
 Integrated Disbursement and Information System  
 CDBG Activity Summary Report (GPR) for Program Year 2018  
 CLEVELAND HEIGHTS

Date: 06-Mar-2019  
 Time: 11:19  
 Page: 59

Hispanic:	0	0	0	0	0	0	0	0
<b>Total:</b>	<b>25</b>	<b>0</b>	<b>0</b>	<b>0</b>	<b>25</b>	<b>0</b>	<b>0</b>	<b>0</b>
Female-headed Households:	0		0		0			

*Income Category:*

	Owner	Renter	Total	Person
Extremely Low	8	0	8	0
Low Mod	9	0	9	0
Moderate	8	0	8	0
Non Low Moderate	0	0	0	0
Total	25	0	25	0
Percent Low/Mod	100.0%		100.0%	

**Annual Accomplishments**

Years	Accomplishment Narrative	# Benefitting
2018	In 2018, the Housing Preservation Office delivered 25 Exterior Paint Program grants to 25 senior and/or disabled homeowners in Cleveland Heights.	



U.S. Department of Housing and Urban Development  
 Office of Community Planning and Development  
 Integrated Disbursement and Information System  
 CDBG Activity Summary Report (GPR) for Program Year 2018  
 CLEVELAND HEIGHTS

Date: 06-Mar-2019  
 Time: 11:19  
 Page: 60

**PGM Year:** 2018  
**Project:** 0014 - Minor Home Repairs  
**IDIS Activity:** 1191 - HPO Short Term Deferred Loan

**Status:** Canceled 2/22/2019 11:39:58 AM  
**Location:** Address Suppressed

**Objective:** Provide decent affordable housing  
**Outcome:** Sustainability  
**Matrix Code:** Rehab; Single-Unit Residential (14A)      **National Objective:** LMH

**Initial Funding Date:** 08/01/2018

**Description:**  
 Short Term Deferred Loan - provides grant funds of up to \$1000 for low- and moderate-income homeownersto assist with diverting downspouts andor installation of back flow preventers  
**Financing**  
 No data returned for this view. This might be because the applied filter excludes all data.

**Proposed Accomplishments**

Housing Units : 1

**Actual Accomplishments**

*Number assisted:*

	Owner		Renter		Total		Person	
	Total	Hispanic	Total	Hispanic	Total	Hispanic	Total	Hispanic
White:	0	0	0	0	0	0		0
Black/African American:	0	0	0	0	0	0	0	0
Asian:	0	0	0	0	0	0	0	0
American Indian/Alaskan Native:	0	0	0	0	0	0	0	0
Native Hawaiian/Other Pacific Islander:	0	0	0	0	0	0	0	0
American Indian/Alaskan Native & White:	0	0	0	0	0	0	0	0
Asian White:	0	0	0	0	0	0	0	0
Black/African American & White:	0	0	0	0	0	0	0	0
American Indian/Alaskan Native & Black/African American:	0	0	0	0	0	0	0	0
Other multi-racial:	0	0	0	0	0	0	0	0
Asian/Pacific Islander:	0	0	0	0	0	0	0	0



U.S. Department of Housing and Urban Development  
 Office of Community Planning and Development  
 Integrated Disbursement and Information System  
 CDBG Activity Summary Report (GPR) for Program Year 2018  
 CLEVELAND HEIGHTS

Date: 06-Mar-2019  
 Time: 11:19  
 Page: 61


Hispanic:	0	0	0	0	0	0	0	0
<b>Total:</b>	<b>0</b>	<b>0</b>	<b>0</b>	<b>0</b>	<b>0</b>	<b>0</b>	<b>0</b>	<b>0</b>
Female-headed Households:	0		0		0			

*Income Category:*

	<b>Owner</b>	<b>Renter</b>	<b>Total</b>	<b>Person</b>
Extremely Low	0	0	0	0
Low Mod	0	0	0	0
Moderate	0	0	0	0
Non Low Moderate	0	0	0	0
Total	0	0	0	0
Percent Low/Mod				

**Annual Accomplishments**

No data returned for this view. This might be because the applied filter excludes all data.



U.S. Department of Housing and Urban Development  
 Office of Community Planning and Development  
 Integrated Disbursement and Information System  
 CDBG Activity Summary Report (GPR) for Program Year 2018  
 CLEVELAND HEIGHTS

Date: 06-Mar-2019  
 Time: 11:19  
 Page: 62

**PGM Year:** 2018  
**Project:** 0014 - Minor Home Repairs  
**IDIS Activity:** 1192 - HPO Violation Repair Program for Seniors

**Status:** Completed 12/31/2018 12:00:00 AM      **Objective:** Provide decent affordable housing  
**Location:** Address Suppressed      **Outcome:** Sustainability  
**Matrix Code:** Rehab; Single-Unit Residential (14A)      **National Objective:** LMH

**Initial Funding Date:** 08/01/2018

**Description:**

Violation Repair for Seniors - provides rebates of up to \$2,000 to low- and moderate-income senior and disabled homeowners to complete minor home repairs addressing code violations or health and safety issues.

**Financing**

	Fund Type	Grant Year	Grant	Funded Amount	Drawn In Program Year	Drawn Thru Program Year
CDBG	EN	Pre-2015		\$2,390.00	\$0.00	\$0.00
		2014	B14MC390005		\$2,390.00	\$2,390.00
		2015	B15MC390005	\$2,010.00	\$2,010.00	\$2,010.00
		2016	B16MC390005	\$5,000.00	\$5,000.00	\$5,000.00
		2018	B18MC390005	\$5,265.00	\$5,265.00	\$5,265.00
	PI		\$600.00	\$600.00	\$600.00	
<b>Total</b>	<b>Total</b>			<b>\$15,265.00</b>	<b>\$15,265.00</b>	<b>\$15,265.00</b>

**Proposed Accomplishments**

Housing Units : 20

**Actual Accomplishments**

Number assisted:

	Owner		Renter		Total		Person	
	Total	Hispanic	Total	Hispanic	Total	Hispanic	Total	Hispanic
White:	6	0	0	0	6	0	0	0
Black/African American:	8	0	0	0	8	0	0	0
Asian:	0	0	0	0	0	0	0	0
American Indian/Alaskan Native:	0	0	0	0	0	0	0	0
Native Hawaiian/Other Pacific Islander:	0	0	0	0	0	0	0	0
American Indian/Alaskan Native & White:	0	0	0	0	0	0	0	0
Asian White:	0	0	0	0	0	0	0	0
Black/African American & White:	0	0	0	0	0	0	0	0
American Indian/Alaskan Native & Black/African American:	0	0	0	0	0	0	0	0
Other multi-racial:	1	0	0	0	1	0	0	0





U.S. Department of Housing and Urban Development  
 Office of Community Planning and Development  
 Integrated Disbursement and Information System  
 CDBG Activity Summary Report (GPR) for Program Year 2018  
 CLEVELAND HEIGHTS

Date: 06-Mar-2019  
 Time: 11:19  
 Page: 63

Asian/Pacific Islander:	0	0	0	0	0	0	0	0
Hispanic:	0	0	0	0	0	0	0	0
<b>Total:</b>	<b>15</b>	<b>0</b>	<b>0</b>	<b>0</b>	<b>15</b>	<b>0</b>	<b>0</b>	<b>0</b>
Female-headed Households:	0		0		0			

*Income Category:*

	<b>Owner</b>	<b>Renter</b>	<b>Total</b>	<b>Person</b>
Extremely Low	2	0	2	0
Low Mod	6	0	6	0
Moderate	7	0	7	0
Non Low Moderate	0	0	0	0
Total	15	0	15	0
Percent Low/Mod	100.0%		100.0%	

**Annual Accomplishments**

<b>Years</b>	<b>Accomplishment Narrative</b>	<b># Benefitting</b>
2018	In 2018, the Housing Preservation Office administered 15 Violation Repair Grants for Seniors expending \$14,265 in CDBG funds and leveraging an additional \$1,020 in homeowner funds. These funds were utilized to repair an array of exterior housing code violations that would have resulted in a much more costly repair if the intervention had not been made.	



U.S. Department of Housing and Urban Development  
 Office of Community Planning and Development  
 Integrated Disbursement and Information System  
 CDBG Activity Summary Report (GPR) for Program Year 2018  
 CLEVELAND HEIGHTS

Date: 06-Mar-2019  
 Time: 11:19  
 Page: 64

**PGM Year:** 2018  
**Project:** 0014 - Minor Home Repairs  
**IDIS Activity:** 1193 - HPO Sewer and Downspout Remediation

**Status:** Canceled 2/5/2019 3:50:01 PM  
**Location:** Address Suppressed

**Objective:** Provide decent affordable housing  
**Outcome:** Sustainability  
**Matrix Code:** Rehab; Single-Unit Residential (14A)      **National Objective:** LMH

**Initial Funding Date:** 08/01/2018

**Description:**  
 Sewer Repair provides assistance to low- and moderate-income homeowners with storm or sanitary sewer back-up issues to install back flow preventers and/or divert downspouts

**Financing**  
 No data returned for this view. This might be because the applied filter excludes all data.

**Proposed Accomplishments**

Housing Units : 2

**Actual Accomplishments**

*Number assisted:*

	Owner		Renter		Total		Person	
	Total	Hispanic	Total	Hispanic	Total	Hispanic	Total	Hispanic
White:	0	0	0	0	0	0		0
Black/African American:	0	0	0	0	0	0	0	0
Asian:	0	0	0	0	0	0	0	0
American Indian/Alaskan Native:	0	0	0	0	0	0	0	0
Native Hawaiian/Other Pacific Islander:	0	0	0	0	0	0	0	0
American Indian/Alaskan Native & White:	0	0	0	0	0	0	0	0
Asian White:	0	0	0	0	0	0	0	0
Black/African American & White:	0	0	0	0	0	0	0	0
American Indian/Alaskan Native & Black/African American:	0	0	0	0	0	0	0	0
Other multi-racial:	0	0	0	0	0	0	0	0
Asian/Pacific Islander:	0	0	0	0	0	0	0	0



U.S. Department of Housing and Urban Development  
 Office of Community Planning and Development  
 Integrated Disbursement and Information System  
 CDBG Activity Summary Report (GPR) for Program Year 2018  
 CLEVELAND HEIGHTS

Date: 06-Mar-2019  
 Time: 11:19  
 Page: 65

Hispanic:	0	0	0	0	0	0	0	0
<b>Total:</b>	<b>0</b>	<b>0</b>	<b>0</b>	<b>0</b>	<b>0</b>	<b>0</b>	<b>0</b>	<b>0</b>
Female-headed Households:	0		0		0			

*Income Category:*

	<b>Owner</b>	<b>Renter</b>	<b>Total</b>	<b>Person</b>
Extremely Low	0	0	0	0
Low Mod	0	0	0	0
Moderate	0	0	0	0
Non Low Moderate	0	0	0	0
Total	0	0	0	0
Percent Low/Mod				

**Annual Accomplishments**

No data returned for this view. This might be because the applied filter excludes all data.



U.S. Department of Housing and Urban Development  
 Office of Community Planning and Development  
 Integrated Disbursement and Information System  
 CDBG Activity Summary Report (GPR) for Program Year 2018  
 CLEVELAND HEIGHTS

Date: 06-Mar-2019  
 Time: 11:19  
 Page: 66

**PGM Year:** 2018  
**Project:** 0001 - LMI Code Enforcement  
**IDIS Activity:** 1194 - HPO Code Enforcement LMI

**Status:** Completed 12/31/2018 12:00:00 AM  
**Location:** Address Suppressed

**Objective:** Create suitable living environments  
**Outcome:** Sustainability  
**Matrix Code:** Code Enforcement (15)      **National Objective:** LMA

**Initial Funding Date:** 08/01/2018

**Description:**

This program uses CDBG funds to pay the salary for a full time Housing Inspector who conducts systematic inspections for health and safety violations in LMI census blocks of the City.

**Financing**

	Fund Type	Grant Year	Grant	Funded Amount	Drawn In Program Year	Drawn Thru Program Year
CDBG	EN	Pre-2015		\$11,145.56	\$0.00	\$0.00
		2014	B14MC390005		\$11,145.56	\$11,145.56
		2017	B17MC390005	\$6,448.33	\$6,448.33	\$6,448.33
		2018	B18MC390005	\$20,997.22	\$20,997.22	\$20,997.22
	PI		\$299.47	\$299.47	\$299.47	
<b>Total</b>	<b>Total</b>			<b>\$38,890.58</b>	<b>\$38,890.58</b>	<b>\$38,890.58</b>

**Proposed Accomplishments**

Housing Units : 1,000  
 Total Population in Service Area: 9,610  
 Census Tract Percent Low / Mod: 61.81

**Annual Accomplishments**

Years	Accomplishment Narrative	# Benefitting
2018	In 2018, the Housing Preservation Office operated a code enforcement program for LMA's in the City of Cleveland Heights. The corresponding Housing Inspector conducted 729 inspections and issued 3,999 code violations. So far, 2,182 violations have been corrected. 143 housing violations have been corrected utilizing CDBG funds.	



U.S. Department of Housing and Urban Development  
 Office of Community Planning and Development  
 Integrated Disbursement and Information System  
 CDBG Activity Summary Report (GPR) for Program Year 2018  
 CLEVELAND HEIGHTS

Date: 06-Mar-2019  
 Time: 11:19  
 Page: 67

**PGM Year:** 2018  
**Project:** 0002 - Housing Rehabilitation S/B  
**IDIS Activity:** 1195 - HPO Nuisance Abatement

**Status:** Completed 12/31/2018 12:00:00 AM  
**Location:** Address Suppressed

**Objective:** Create suitable living environments  
**Outcome:** Sustainability  
**Matrix Code:** Rehab; Single-Unit Residential (14A)      **National Objective:** SBS

**Initial Funding Date:** 08/01/2018

**Description:**

Properties that are in a state of serious disrepair and causing a blighting influence on the neighborhood are evaluated by staff to determine if they are able to be rehabbed or there is a need for demolition. In addition, funds are used on an emergency basis to secure properties that may cause unsafe conditions for the neighborhood.

**Financing**

	Fund Type	Grant Year	Grant	Funded Amount	Drawn In Program Year	Drawn Thru Program Year
CDBG	EN	Pre-2015		\$42,801.99	\$0.00	\$0.00
		2014	B14MC390005		\$42,801.99	\$42,801.99
		2018	B18MC390005	\$211.65	\$211.65	\$211.65
	PI			\$1,613.01	\$1,613.01	\$1,613.01
<b>Total</b>	<b>Total</b>			<b>\$44,626.65</b>	<b>\$44,626.65</b>	<b>\$44,626.65</b>

**Proposed Accomplishments**

Housing Units : 5

**Annual Accomplishments**

Years	Accomplishment Narrative	# Benefitting
2018	In 2018, the Housing Preservation Office executed 46 nuisance abatement actions utilizing CDBG. 43 of the 46 actions were special yard cleanups and debris removal. 1 action was a total demolition. 1 action was the emergency demolition of a porch. 1 action was gutter and siding repair and painting.	



U.S. Department of Housing and Urban Development  
 Office of Community Planning and Development  
 Integrated Disbursement and Information System  
 CDBG Activity Summary Report (GPR) for Program Year 2018  
 CLEVELAND HEIGHTS

Date: 06-Mar-2019  
 Time: 11:19  
 Page: 68

**PGM Year:** 2018  
**Project:** 0005 - Neighborhood Relations Program  
**IDIS Activity:** 1196 - HPO Neighborhood Relations Program

**Status:** Completed 12/31/2018 12:00:00 AM      **Objective:** Create suitable living environments  
**Location:** Address Suppressed      **Outcome:** Sustainability  
**Matrix Code:** Crime Awareness (05I)      **National Objective:** LMA

**Initial Funding Date:** 08/01/2018

**Description:**

This program addresses issues that affect the quality of life for residents of LMI neighborhoods. Problems addressed by staff may include loud parties, run-down properties and inappropriate or illegal behavior. CDBG funds are used for the portion of work done by this staff position in qualifying LMI neighborhoods of the City.

**Financing**

	Fund Type	Grant Year	Grant	Funded Amount	Drawn In Program Year	Drawn Thru Program Year
CDBG	EN	Pre-2015		\$19,944.23	\$0.00	\$0.00
		2014	B14MC390005		\$19,944.23	\$19,944.23
		2015	B15MC390005	\$3,261.30	\$3,261.30	\$3,261.30
		2016	B16MC390005	\$5,864.77	\$5,864.77	\$5,864.77
		2017	B17MC390005	\$8,912.91	\$8,912.91	\$8,912.91
		2018	B18MC390005	\$9,560.98	\$9,560.98	\$9,560.98
<b>Total</b>	<b>Total</b>			<b>\$47,544.19</b>	<b>\$47,544.19</b>	<b>\$47,544.19</b>

**Proposed Accomplishments**

People (General) : 1,000  
 Total Population in Service Area: 9,610  
 Census Tract Percent Low / Mod: 61.81

**Annual Accomplishments**

Years	Accomplishment Narrative	# Benefitting
2018	In 2018, the Neighborhood Relations Program interceded in 213 cases in low-and moderate income areas of the City. These actions directly benefited approximately 4,451 contiguous neighbors and 9,610 neighborhood households residing in the same block group.	



U.S. Department of Housing and Urban Development  
 Office of Community Planning and Development  
 Integrated Disbursement and Information System  
 CDBG Activity Summary Report (GPR) for Program Year 2018  
 CLEVELAND HEIGHTS

Date: 06-Mar-2019  
 Time: 11:19  
 Page: 69

**PGM Year:** 2018  
**Project:** 0003 - Commercial District Revitalization  
**IDIS Activity:** 1197 - Economic Development Admin LMI

**Status:** Completed 12/31/2018 12:00:00 AM  
**Location:** Address Suppressed

**Objective:** Create economic opportunities  
**Outcome:** Availability/accessibility  
**Matrix Code:** CI Building Acquisition, Construction, Rehabilitation (17C)      **National Objective:** LMA

**Initial Funding Date:** 08/01/2018

**Description:**

This program provides funding for various activities which address the revitalization of the numerous commercial districts located in Cleveland Heights. CDBG funds also contribute to the administrative costs associated with the program.

**Financing**

	Fund Type	Grant Year	Grant	Funded Amount	Drawn In Program Year	Drawn Thru Program Year
CDBG	EN	2015	B15MC390005	\$16,090.35	\$16,090.35	\$16,090.35
		2017	B17MC390005	\$42,569.14	\$42,569.14	\$42,569.14
		2018	B18MC390005	\$19,557.81	\$19,557.81	\$19,557.81
<b>Total</b>	<b>Total</b>			<b>\$78,217.30</b>	<b>\$78,217.30</b>	<b>\$78,217.30</b>

**Proposed Accomplishments**

Total Population in Service Area: 505  
 Census Tract Percent Low / Mod: 55.45

**Annual Accomplishments**

Years	Accomplishment Narrative	# Benefiting
2018	The Low-Mod portion of the program delivery costs of the Economic Development Department is associated with the LMI Storefront Renovation Loan and Rebate and the Commercial Revolving Loan Fund. The Department conducts program development, program marketing, project development, project monitoring and loan portfolio management. In 2018, 1 LMI storefront renovation project was initiated. It will be completed in 2019.	



U.S. Department of Housing and Urban Development  
 Office of Community Planning and Development  
 Integrated Disbursement and Information System  
 CDBG Activity Summary Report (GPR) for Program Year 2018  
 CLEVELAND HEIGHTS

Date: 06-Mar-2019  
 Time: 11:19  
 Page: 70

**PGM Year:** 2018  
**Project:** 0003 - Commercial District Revitalization  
**IDIS Activity:** 1198 - Economic Development Admin S/B

**Status:** Completed 12/31/2018 12:00:00 AM  
**Location:** Address Suppressed

**Objective:** Create economic opportunities  
**Outcome:** Sustainability  
**Matrix Code:** CI Building Acquisition, Construction, Rehabilitation (17C)      **National Objective:** SBS

**Initial Funding Date:** 08/01/2018

**Description:**

This program provides funding for various activities which address the revitalization of the numerous commercial districts located in Cleveland Heights. CDBG funds also contribute to the administrative costs associated with the program.

**Financing**

	Fund Type	Grant Year	Grant	Funded Amount	Drawn In Program Year	Drawn Thru Program Year
CDBG	EN	2015	B15MC390005	\$6,077.82	\$6,077.82	\$6,077.82
		2016	B16MC390005	\$43,972.35	\$43,972.35	\$43,972.35
		2017	B17MC390005	\$5,505.42	\$5,505.42	\$5,505.42
		2018	B18MC390005	\$18,931.13	\$18,931.13	\$18,931.13
	PI			\$18,170.01	\$18,170.01	\$18,170.01
<b>Total</b>	<b>Total</b>			<b>\$92,656.73</b>	<b>\$92,656.73</b>	<b>\$92,656.73</b>

**Proposed Accomplishments**

**Annual Accomplishments**

Years	Accomplishment Narrative	# Benefitting
2018	In 2018, the slum/blight portion of the program delivery costs for the Economic Development Department focused on developing, marketing, monitoring and implementing the S/B Storefront Renovation Loan and Rebate. 1 S/B Storefront program, utilizing both the loan and rebate, began construction in 2018. An additional 7 projects are in various stages of project planning. The Department also met with potential program participants, evaluated proposed projects, designed and planned several projects and monitored the S/B Storefront Renovation Loan portfolio.	





U.S. Department of Housing and Urban Development  
 Office of Community Planning and Development  
 Integrated Disbursement and Information System  
 CDBG Activity Summary Report (GPR) for Program Year 2018  
 CLEVELAND HEIGHTS

Date: 06-Mar-2019  
 Time: 11:19  
 Page: 71

**PGM Year:** 2018  
**Project:** 0003 - Commercial District Revitalization  
**IDIS Activity:** 1199 - Commercial Loan LMI

**Status:** Canceled 2/5/2019 12:23:56 PM  
**Location:** Address Suppressed

**Objective:** Create economic opportunities  
**Outcome:** Availability/accessibility  
**Matrix Code:** CI Building Acquisition, Construction, Rehabilitation (17C)      **National Objective:** LMJ

**Initial Funding Date:** 08/01/2018

**Description:**

Commercial Loan Program - This program provides gap financing for worthy development projects throughout the City. City Council acts as the Loan Review Committee.

**Financing**

No data returned for this view. This might be because the applied filter excludes all data.


**Proposed Accomplishments**

Jobs : 20

**Actual Accomplishments**

*Number assisted:*

	Owner		Renter		Total		Person	
	Total	Hispanic	Total	Hispanic	Total	Hispanic	Total	Hispanic
White:	0	0	0	0	0	0		0
Black/African American:	0	0	0	0	0	0	0	0
Asian:	0	0	0	0	0	0	0	0
American Indian/Alaskan Native:	0	0	0	0	0	0	0	0
Native Hawaiian/Other Pacific Islander:	0	0	0	0	0	0	0	0
American Indian/Alaskan Native & White:	0	0	0	0	0	0	0	0
Asian White:	0	0	0	0	0	0	0	0
Black/African American & White:	0	0	0	0	0	0	0	0
American Indian/Alaskan Native & Black/African American:	0	0	0	0	0	0	0	0
Other multi-racial:	0	0	0	0	0	0	0	0
Asian/Pacific Islander:	0	0	0	0	0	0	0	0



U.S. Department of Housing and Urban Development  
Office of Community Planning and Development  
Integrated Disbursement and Information System  
CDBG Activity Summary Report (GPR) for Program Year 2018  
CLEVELAND HEIGHTS

Date: 06-Mar-2019  
Time: 11:19  
Page: 72

Hispanic:	0	0	0	0	0	0	0	0
<b>Total:</b>	<b>0</b>	<b>0</b>	<b>0</b>	<b>0</b>	<b>0</b>	<b>0</b>	<b>0</b>	<b>0</b>

Female-headed Households: 0 0 0

*Income Category:*

	<b>Owner</b>	<b>Renter</b>	<b>Total</b>	<b>Person</b>
Extremely Low	0	0	0	0
Low Mod	0	0	0	0
Moderate	0	0	0	0
Non Low Moderate	0	0	0	0
Total	0	0	0	0

Percent Low/Mod

**Annual Accomplishments**

No data returned for this view. This might be because the applied filter excludes all data.



U.S. Department of Housing and Urban Development  
 Office of Community Planning and Development  
 Integrated Disbursement and Information System  
 CDBG Activity Summary Report (GPR) for Program Year 2018  
 CLEVELAND HEIGHTS

Date: 06-Mar-2019  
 Time: 11:19  
 Page: 73

**PGM Year:** 2018  
**Project:** 0003 - Commercial District Revitalization  
**IDIS Activity:** 1200 - Storefront Rebate LMI

**Status:** Completed 12/31/2018 12:00:00 AM  
**Location:** 2179 Lee Rd Cleveland Heights, OH 44118-2907

**Objective:** Create economic opportunities  
**Outcome:** Availability/accessibility  
**Matrix Code:** Rehab; Publicly or Privately-Owned Commercial/Industrial (14E)      **National Objective:** LMA

**Initial Funding Date:** 08/01/2018

**Description:**

Storefront Renovation Rebate Program - This program offers rebates for 50% of the total project costs, up to a maximum of \$25,000, for exterior renovations to commercial properties throughout the City.

**Financing**

	Fund Type	Grant Year	Grant	Funded Amount	Drawn In Program Year	Drawn Thru Program Year
CDBG	EN	2016	B16MC390005	\$8,614.06	\$8,614.06	\$8,614.06
<b>Total</b>	<b>Total</b>			<b>\$8,614.06</b>	<b>\$8,614.06</b>	<b>\$8,614.06</b>

**Proposed Accomplishments**

Businesses : 1  
 Total Population in Service Area: 505  
 Census Tract Percent Low / Mod: 55.45

**Annual Accomplishments**

Years	Accomplishment Narrative	# Benefitting
2018	In 2018, 1 property in a low-mod area began construction on its exterior rehabilitation. This property is at the site of a Commercial Revolving Loan Fund project that provided low-mod jobs in 2017. The exterior storefront rehabilitation will be completed in 2019.	



U.S. Department of Housing and Urban Development  
 Office of Community Planning and Development  
 Integrated Disbursement and Information System  
 CDBG Activity Summary Report (GPR) for Program Year 2018  
 CLEVELAND HEIGHTS

Date: 06-Mar-2019  
 Time: 11:19  
 Page: 74

**PGM Year:** 2018  
**Project:** 0003 - Commercial District Revitalization  
**IDIS Activity:** 1201 - Storefront Rebate S/B

**Status:** Completed 12/31/2018 12:00:00 AM  
**Location:** Address Suppressed

**Objective:** Create economic opportunities  
**Outcome:** Availability/accessibility  
**Matrix Code:** Rehab; Publicly or Privately-Owned Commercial/Industrial (14E)      **National Objective:** SBS

**Initial Funding Date:** 08/01/2018

**Description:**  
 Storefront Renovation Rebate Program - This program offers rebates for 50% of the total project costs, up to a maximum of \$25,000, for exterior renovations to commercial properties throughout the City.

**Financing**

	Fund Type	Grant Year	Grant	Funded Amount	Drawn In Program Year	Drawn Thru Program Year
CDBG	EN	2016	B16MC390005	\$7,764.07	\$7,764.07	\$7,764.07
<b>Total</b>	<b>Total</b>			<b>\$7,764.07</b>	<b>\$7,764.07</b>	<b>\$7,764.07</b>

**Proposed Accomplishments**

Businesses : 3

**Annual Accomplishments**

<b>Years</b>	<b>Accomplishment Narrative</b>	<b># Benefitting</b>
2018	In 2018, 1 property, encompassing 11 storefronts, began construction on its exterior rehabilitation utilizing Storefront Loan funds. The project will be completed in 2019. 7 additional properties were in preliminary stages of planning.	



U.S. Department of Housing and Urban Development  
Office of Community Planning and Development  
Integrated Disbursement and Information System  
CDBG Activity Summary Report (GPR) for Program Year 2018  
CLEVELAND HEIGHTS

Date: 06-Mar-2019  
Time: 11:19  
Page: 75

**PGM Year:** 2018  
**Project:** 0003 - Commercial District Revitalization  
**IDIS Activity:** 1202 - Storefront Loan LMI

**Status:** Canceled 2/22/2019 4:23:59 PM  
**Location:** Address Suppressed

**Objective:** Create economic opportunities

**Outcome:** Availability/accessibility

**Matrix Code:** Rehab; Publicly or Privately-Owned  
Commercial/Industrial (14E)

**National Objective:** LMA

**Initial Funding Date:** 08/01/2018

**Description:**

Storefront Renovation Loan Program - This program offers loans for exterior renovations, up to a maximum of \$100,000, for exterior renovations to commercial properties throughout the City.

**Financing**

No data returned for this view. This might be because the applied filter excludes all data.

**Proposed Accomplishments**

Businesses : 1

Total Population in Service Area: 9,610

Census Tract Percent Low / Mod: 61.81

**Annual Accomplishments**

No data returned for this view. This might be because the applied filter excludes all data.



U.S. Department of Housing and Urban Development  
 Office of Community Planning and Development  
 Integrated Disbursement and Information System  
 CDBG Activity Summary Report (GPR) for Program Year 2018  
 CLEVELAND HEIGHTS

Date: 06-Mar-2019  
 Time: 11:19  
 Page: 76

**PGM Year:** 2018  
**Project:** 0003 - Commercial District Revitalization  
**IDIS Activity:** 1203 - Storefront Loan S/B

**Status:** Completed 12/31/2018 12:00:00 AM  
**Location:** 2234 Lee Rd Cleveland Heights, OH 44118-3441

**Objective:** Create economic opportunities  
**Outcome:** Availability/accessibility  
**Matrix Code:** Rehab; Publicly or Privately-Owned Commercial/Industrial (14E)      **National Objective:** SBS

**Initial Funding Date:** 08/01/2018

**Description:**  
 Storefront Renovation Loan Program - This program offers loans for exterior renovations, up to a maximum of \$100,000, for exterior renovations to commercial properties throughout the City.

**Financing**

	Fund Type	Grant Year	Grant	Funded Amount	Drawn In Program Year	Drawn Thru Program Year
CDBG	EN	2017	B17MC390005	\$30,350.48	\$30,350.48	\$30,350.48
<b>Total</b>	<b>Total</b>			<b>\$30,350.48</b>	<b>\$30,350.48</b>	<b>\$30,350.48</b>

**Proposed Accomplishments**

Businesses : 2

**Annual Accomplishments**

<b>Years</b>	<b>Accomplishment Narrative</b>	<b># Benefiting</b>
2018	In 2018, 1 property, encompassing 11 storefronts, began construction on its exterior rehabilitation utilizing Storefront Loan funds. The project will be completed in 2019. 7 additional properties were in preliminary stages of planning.	



U.S. Department of Housing and Urban Development  
 Office of Community Planning and Development  
 Integrated Disbursement and Information System  
 CDBG Activity Summary Report (GPR) for Program Year 2018  
 CLEVELAND HEIGHTS

Date: 06-Mar-2019  
 Time: 11:19  
 Page: 77

**PGM Year:** 2018  
**Project:** 0003 - Commercial District Revitalization  
**IDIS Activity:** 1204 - Microenterprise Program

**Status:** Canceled 2/5/2019 11:32:33 AM  
**Location:** Address Suppressed

**Objective:** Create economic opportunities  
**Outcome:** Availability/accessibility  
**Matrix Code:** Micro-Enterprise Assistance (18C)

**National Objective:** LMJ

**Initial Funding Date:** 08/01/2018

**Description:**

The purpose of the City of Cleveland Heights Microenterprise Loan Fund (MLF) is to make adequate and affordable credit more readily available to existing and start-up business in the City.  
 The MLF is intended to provide assistance to businesses which will create and/or retain jobs, along with increasing the commercial base of the community.

**Financing**

No data returned for this view. This might be because the applied filter excludes all data.

**Proposed Accomplishments**

Jobs : 5

**Actual Accomplishments**

*Number assisted:*

	Owner		Renter		Total		Person	
	Total	Hispanic	Total	Hispanic	Total	Hispanic	Total	Hispanic
White:	0	0	0	0	0	0		0
Black/African American:	0	0	0	0	0	0	0	0
Asian:	0	0	0	0	0	0	0	0
American Indian/Alaskan Native:	0	0	0	0	0	0	0	0
Native Hawaiian/Other Pacific Islander:	0	0	0	0	0	0	0	0
American Indian/Alaskan Native & White:	0	0	0	0	0	0	0	0
Asian White:	0	0	0	0	0	0	0	0
Black/African American & White:	0	0	0	0	0	0	0	0
American Indian/Alaskan Native & Black/African American:	0	0	0	0	0	0	0	0
Other multi-racial:	0	0	0	0	0	0	0	0



U.S. Department of Housing and Urban Development  
 Office of Community Planning and Development  
 Integrated Disbursement and Information System  
 CDBG Activity Summary Report (GPR) for Program Year 2018  
 CLEVELAND HEIGHTS

Date: 06-Mar-2019  
 Time: 11:19  
 Page: 78

Asian/Pacific Islander:	0	0	0	0	0	0	0	0
Hispanic:	0	0	0	0	0	0	0	0
<b>Total:</b>	<b>0</b>	<b>0</b>	<b>0</b>	<b>0</b>	<b>0</b>	<b>0</b>	<b>0</b>	<b>0</b>
Female-headed Households:	0		0		0			

*Income Category:*

	<b>Owner</b>	<b>Renter</b>	<b>Total</b>	<b>Person</b>
Extremely Low	0	0	0	0
Low Mod	0	0	0	0
Moderate	0	0	0	0
Non Low Moderate	0	0	0	0
Total	0	0	0	0
Percent Low/Mod				

**Annual Accomplishments**

No data returned for this view. This might be because the applied filter excludes all data.





U.S. Department of Housing and Urban Development  
 Office of Community Planning and Development  
 Integrated Disbursement and Information System  
 CDBG Activity Summary Report (GPR) for Program Year 2018  
 CLEVELAND HEIGHTS

Date: 06-Mar-2019  
 Time: 11:19  
 Page: 79

**PGM Year:** 2018  
**Project:** 0004 - Public Facilities  
**IDIS Activity:** 1205 - Streets Improvement

**Status:** Completed 12/31/2018 12:00:00 AM  
**Location:** Address Suppressed

**Objective:** Create suitable living environments  
**Outcome:** Availability/accessibility  
**Matrix Code:** Street Improvements (03K)      **National Objective:** LMA

**Initial Funding Date:** 08/01/2018

**Description:**

Traffic Signal Replacement and Upgrade in LMA of Mayfield Road.  
 Street Replacement in BG 1401.00.

**Financing**

	Fund Type	Grant Year	Grant	Funded Amount	Drawn In Program Year	Drawn Thru Program Year
CDBG	EN	2017	B17MC390005	\$367,247.09	\$367,247.09	\$367,247.09
<b>Total</b>	<b>Total</b>			<b>\$367,247.09</b>	<b>\$367,247.09</b>	<b>\$367,247.09</b>

**Proposed Accomplishments**

People (General) : 2,695  
 Total Population in Service Area: 3,235  
 Census Tract Percent Low / Mod: 68.16

**Annual Accomplishments**

Years	Accomplishment Narrative	# Benefitting
2018	In 2018, the City of Cleveland Heights' Public Works Department initiated 2 street improvement projects in Low-Mod areas. The first project was the replacement of asphalt streets in the 1401.00-2 block group. This project was completed, benefiting 540 residents, 375 of which are designated as low-mod. The second project was the initiation of a street light replacement and enhancement project in the 1410.00-1, 1410.00-2 and 1411.00-2 block groups. This project will be completed in 2019, benefiting 2,695 residents, 1,830 of which are designated as low-mod.	



U.S. Department of Housing and Urban Development  
Office of Community Planning and Development  
Integrated Disbursement and Information System  
CDBG Activity Summary Report (GPR) for Program Year 2018  
CLEVELAND HEIGHTS

Date: 06-Mar-2019

Time: 11:19

Page: 80

---

<b>Total Funded Amount:</b>	<b>\$15,503,065.16</b>
<b>Total Drawn Thru Program Year:</b>	<b>\$15,503,065.16</b>
<b>Total Drawn In Program Year:</b>	<b>\$1,735,728.79</b>

U.S. DEPARTMENT OF HOUSING AND  
URBAN DEVELOPMENT  
OFFICE OF COMMUNITY PLANNING AND  
DEVELOPMENT

DATE: 3/6/2019  
TIME: 11:25:22 AM  
PAGE: 1/1

PR06 - Summary of Consolidated Plan  
Projects for Report Year

IDIS

Plan IDIS Year Project	Project Title and Description	Program	Project Estimate	Committed Amount	Amount Drawn Thru Report Year	Amount Available to Draw	Amount Drawn in Report Year
2018 1	LMI Code Enforcement This project provides Code Enforcement services in areas identified by HUD as low- and moderate-income areas.	CDBG	\$74,951.09	\$38,890.58	\$38,890.58	\$0.00	\$38,890.58
2	Housing Rehabilitation S/B The Nuisance Abatement Program addresses blighted properties within the City. CDBG funds also contribute to the administration of the Nuisance Abatement Program.	CDBG	\$147,227.61	\$134,240.36	\$134,240.36	\$0.00	\$134,240.36
3	Commercial District Revitalization This program provides funding for various activities which address the revitalization of the numerous commercial districts located in Cleveland Heights. CDBG funds also contribute to the administrative costs associated with the program.	CDBG	\$1,141,597.66	\$217,602.64	\$217,602.64	\$0.00	\$217,602.64
4	Public Facilities CDBG funds contribute to the LMI Streets Improvement and Water and/or Sewer Line Replacement programs addressing streets in Low- and Moderate-Income Eligible Areas.	CDBG	\$526,775.32	\$367,247.09	\$367,247.09	\$0.00	\$367,247.09
5	Neighborhood Relations Program This program addresses issues that affect the quality of life for residents of LMI neighborhoods. Problems addressed by staff may include loud parties, run-down properties and inappropriate or illegal behavior. CDBG funds are used for the portion of work done by this staff position in qualifying LMI neighborhoods of the City.	CDBG	\$76,944.23	\$47,544.19	\$47,544.19	\$0.00	\$47,544.19
6	CDBG Administration CDBG funds contribute to salaries and related administrative expenses for staff in the Department of Planning and Development and for accounting assistance from the Finance Department. CDBG funds contribute to a HUD approved Indirect Cost Plan.	CDBG	\$276,796.98	\$195,606.24	\$195,606.24	\$0.00	\$195,606.24
7	Fair Housing Activities Activities to affirmatively further fair housing choice.	CDBG	\$36,723.41	\$20,685.87	\$20,685.87	\$0.00	\$20,685.87
8	Neighborhood Engagement This project will provide funding for programs that will support community capacity building in Cleveland Heights neighborhoods.	CDBG	\$51,939.65	\$31,088.87	\$31,088.87	\$0.00	\$31,088.87
9	Business District Assistance The vitality of the City's commercial districts directly impacts the residential neighborhoods that surround them. These funds will allow business districts to enhance and maintain the amenities in their areas.	CDBG	\$20,000.00	\$10,750.00	\$10,750.00	\$0.00	\$10,750.00
10	Youth Programs Funds will be provided to support activities which address the needs of youth in low- and moderate-income families.	CDBG	\$134,030.93	\$54,524.90	\$54,524.90	\$0.00	\$54,524.90
11	Emergency Assistance This project will assist low- and moderate income individuals and families that seek assistance due to unemployment, fixed income or any emergency that has left them in need of adequate food, shelter, etc.	CDBG	\$56,027.02	\$38,110.34	\$38,110.34	\$0.00	\$38,110.34
12	Senior Adult Programs This project will provide Cleveland Heights senior citizens with social work services as needed.	CDBG	\$55,178.39	\$37,061.29	\$37,061.29	\$0.00	\$37,061.29
13	Housing Counseling This project provides counseling on financial literacy, first-time homebuyer issues, budgeting for home repair projects and other appropriate topics.	CDBG	\$34,084.70	\$19,372.55	\$19,372.55	\$0.00	\$19,372.55
14	Minor Home Repairs This project includes several programs which will help to improve, maintain and expand owner-occupied housing.	CDBG	\$224,028.00	\$124,176.00	\$124,176.00	\$0.00	\$124,176.00
15	Housing Rehabilitation LMI This program provides funds for substantial rehabilitation for low- and moderate-income homeowners. Housing program administration is charged to CDBG for the operation of the CDBG programs listed in the Minor Home Repair and Housing Rehabilitation programs.	CDBG	\$506,882.48	\$398,827.87	\$398,827.87	\$0.00	\$398,827.87
16	Strategic Impact Opportunity This activity is the result of an increased allocation for FY 2018. The community is offering an opportunity for non-profits and City Departments to competitively apply for funding for projects that will: assist low- and moderate income households with housing needs; satisfy the community development needs of a larger LM area; remove blight; or provide a needed public service for LMI clientele; and; is consistent with the objectives of the City's Master Plan; promotes neighborhood stability and promotes private investment.	CDBG	\$139,893.00	\$0.00	\$0.00	\$0.00	\$0.00

U.S. Department of Housing and Urban Development  
 Office of Community Planning and Development  
 Integrated Disbursement and Information System  
 CDBG Housing Activities  
 CLEVELAND HEIGHTS, OH

PGM YEAR	PROJ ID	IDIS ACT ID	ACTIVITY NAME	STATUS	MTX CD	NTL OBJ	Total		CDBG DRAWN AMOUNT	OCCUPIED TOTAL	UNITS L/M	% L/M	CUMULATIVE	
							EST. AMT	% CDBG					OCCUPIED OWNER	UNITS RENTER
2018	4342	1188	HPO Administration S/B	COM	14H	SBS	89,613.71	0.0	89,613.71	0	0	0.0	0	0
2018	4342	1195	HPO Nuisance Abatement	COM	14A	SBS	44,626.65	0.0	44,626.65	0	0	0.0	0	0
2018	4354	1185	HRRC Assist Grants	COM	14A	LMH	14,506.00	100.0	14,506.00	17	17	100.0	17	0
2018	4354	1187	HRRC Senior Home Stability Grant	COM	14A	LMH	11,035.00	100.0	11,035.00	7	7	100.0	7	0
2018	4354	1190	HPO Exterior Paint Program	COM	14A	LMH	83,655.00	99.7	83,370.00	25	25	100.0	25	0
2018	4354	1192	HPO Violation Repair Program for Seniors	COM	14A	LMH	16,285.00	93.7	15,265.00	15	15	100.0	15	0
2018	4355	1183	HRRC Administration	COM	14H	LMH	128,425.09	0.0	128,425.09	0	0	0.0	0	0
2018	4355	1186	HRRC Assist Deferred Loan Match	COM	14A	LMH	1,561.60	100.0	1,561.60	1	1	100.0	1	0
2018	4355	1189	HPO Administration LMI	COM	14H	LMH	268,841.18	0.0	268,841.18	0	0	0.0	0	0
2018 TOTALS: BUDGETED/UNDERWAY							0.00	0.0	0.00	0	0	0.0	0	0
COMPLETED							658,549.23	99.8	657,244.23	65	65	100.0	65	0
							658,549.23	99.8	657,244.23	65	65	100.0	65	0

PGM YEAR	PROJ ID	IDIS ACT ID	ACTIVITY NAME	STATUS	MTX CD	NTL OBJ	Total		CDBG DRAWN AMOUNT	OCCUPIED TOTAL	UNITS L/M	% L/M	CUMULATIVE	
							EST. AMT	% CDBG					OCCUPIED OWNER	UNITS RENTER
2017	6576	1137	Exterior Paint Program	COM	14A	LMH	61,431.00	100.0	61,431.00	24	24	100.0	24	0
2017	6576	1139	Violation Repair Program for Seniors	COM	14A	LMH	15,970.00	100.0	15,970.00	11	11	100.0	11	0
2017	6576	1140	Senior Home Stability Grant	COM	14A	LMH	44,952.00	6.1	2,756.00	5	5	100.0	5	0
2017	6578	1142	HRRC Assist Grants	COM	14A	LMH	91,724.00	10.1	9,270.00	7	7	100.0	7	0
2017	6578	1143	HRRC Assist Deferred Loan Match	COM	14A	LMH	9,528.90	35.1	3,339.90	3	3	100.0	3	0
2017	6578	1145	HRRC Administration	COM	14H	LMH	91,152.64	0.0	91,152.64	0	0	0.0	0	0
2017	6578	1146	HPO Administration LMI	COM	14H	LMH	200,647.98	0.0	200,647.98	0	0	0.0	0	0
2017	6583	1148	Nuisance Abatement	COM	14A	SBS	24,497.72	0.0	24,497.72	0	0	0.0	0	0
2017	6583	1149	HPO Administration S/B	COM	14H	SBS	66,882.67	0.0	66,882.67	0	0	0.0	0	0

U.S. Department of Housing and Urban Development  
 Office of Community Planning and Development  
 Integrated Disbursement and Information System  
 CDBG Housing Activities  
 CLEVELAND HEIGHTS, OH

2017	TOTALS: BUDGETED/UNDERWAY	0.00	0.0	0.00	0	0	0.0	0	0
	COMPLETED	606,786.91	78.4	475,947.91	50	50	100.0	50	0
		606,786.91	78.4	475,947.91	50	50	100.0	50	0

PGM YEAR	PROJ ID	IDIS ACT ID	ACTIVITY NAME	STATUS	MTX CD	NTL OBJ	Total		CDBG DRAWN AMOUNT	OCCUPIED TOTAL	UNITS L/M	% L/M	CUMULATIVE	
							EST. AMT	% CDBG					OCCUPIED OWNER	UNITS RENTER
2016	4400	1095	Exterior Paint Program	COM	14A	LMH	74,600.00	100.0	74,600.00	23	23	100.0	23	0
2016	4400	1096	Short Term Deferred Loan	COM	14A	LMH	7,500.00	100.0	7,500.00	1	1	100.0	1	0
2016	4400	1097	Violation Repair Program for Seniors	COM	14A	LMH	16,640.00	100.0	16,640.00	15	15	100.0	15	0
2016	4400	1098	Senior Home Stability Grant	COM	14A	LMH	1,657.50	100.0	1,657.50	3	3	100.0	3	0
2016	4402	1099	HRRC Assist Grants	COM	14A	LMH	27,730.34	100.0	27,730.34	23	23	100.0	23	0
2016	4402	1100	HRRC Assist Deferred Loan Match	COM	14A	LMH	36,860.00	100.0	36,860.00	13	13	100.0	13	0
2016	4402	1101	HRRC Lead Hazard Reduction	COM	14A	LMH	500.00	100.0	500.00	2	2	100.0	2	0
2016	4402	1102	HRRC Administration	COM	14H	LMH	101,720.79	0.0	101,720.79	0	0	0.0	0	0
2016	4402	1103	HPO Adminstration LMI	COM	14H	LMH	189,334.51	0.0	189,334.51	0	0	0.0	0	0
2016	4552	1105	Nuisance Abatement	COM	14A	SBS	16,942.78	0.0	16,942.78	0	0	0.0	0	0
2016	4552	1106	HPO Administration S/B	COM	14H	SBS	63,111.66	0.0	63,111.66	0	0	0.0	0	0

2016	TOTALS: BUDGETED/UNDERWAY	0.00	0.0	0.00	0	0	0.0	0	0
	COMPLETED	536,597.58	100.0	536,597.58	80	80	100.0	80	0
		536,597.58	100.0	536,597.58	80	80	100.0	80	0

PGM YEAR	PROJ ID	IDIS ACT ID	ACTIVITY NAME	STATUS	MTX CD	NTL OBJ	Total		CDBG DRAWN AMOUNT	OCCUPIED TOTAL	UNITS L/M	% L/M	CUMULATIVE	
							EST. AMT	% CDBG					OCCUPIED OWNER	UNITS RENTER
2015	8700	1049	Exterior Paint Program	COM	14A	LMH	84,672.00	94.1	79,672.00	25	25	100.0	25	0
2015	8700	1051	Violation Repair Program for Seniors	COM	14A	LMH	21,587.00	100.0	21,587.00	19	19	100.0	19	0
2015	8714	1053	HRRC Assist Grants	COM	14A	LMH	23,720.96	100.0	23,720.96	19	19	100.0	19	0

U.S. Department of Housing and Urban Development  
 Office of Community Planning and Development  
 Integrated Disbursement and Information System  
 CDBG Housing Activities  
 CLEVELAND HEIGHTS, OH

2015	8714	1054	HRRC Assist Deferred Loan Match	COM	14A	LMH	19,085.00	100.0	19,085.00	7	7	100.0	7	0
2015	8714	1056	HRRC Administration	COM	14H	LMH	204,776.21	0.0	109,776.21	0	0	0.0	0	0
2015	8714	1057	HPO Adminstration LMI	COM	14H	LMH	178,085.63	0.0	178,085.63	0	0	0.0	0	0
2015	8718	1059	Nuisance Abatement	COM	14A	SBS	22,555.12	0.0	22,555.12	0	0	0.0	0	0
2015	8718	1060	HPO Administration S/B	COM	14H	SBS	59,361.88	0.0	59,361.88	0	0	0.0	0	0
2015 TOTALS: BUDGETED/UNDERWAY							0.00	0.0	0.00	0	0	0.0	0	0
COMPLETED							613,843.80	83.7	513,843.80	70	70	100.0	70	0
							613,843.80	83.7	513,843.80	70	70	100.0	70	0

PGM YEAR	PROJ ID	IDIS ACT ID	ACTIVITY NAME	STATUS	MTX CD	NTL OBJ	Total EST. AMT	% CDBG	CDBG DRAWN AMOUNT	OCCUPIED TOTAL	UNITS L/M	% L/M	CUMULATIVE	
													OCCUPIED OWNER	UNITS RENTER
2014	9347	1008	Exterior Paint Program	COM	14A	LMH	77,759.00	100.0	77,759.00	23	23	100.0	23	0
2014	9347	1009	Short Term Deferred Loan	COM	14A	LMH	7,233.01	100.0	7,233.01	1	1	100.0	1	0
2014	9347	1010	Violation Repair Program for Seniors	COM	14A	LMH	18,400.00	100.0	18,400.00	19	19	100.0	19	0
2014	9348	1011	HRRC Assist Grants	COM	14A	LMH	23,136.44	100.0	23,136.44	17	17	100.0	17	0
2014	9348	1012	HRRC Assist Deferred Loan Match	COM	14A	LMH	14,225.00	100.0	14,225.00	6	6	100.0	6	0
2014	9348	1014	HRRC Administration	COM	14H	LMH	300,819.10	0.0	100,819.10	0	0	0.0	0	0
2014	9348	1015	HPO Adminstration LMI	COM	14H	LMH	164,157.90	0.0	164,157.90	0	0	0.0	0	0
2014	9350	1017	Nuisance Abatement	COM	14A	SBS	52,214.34	0.0	52,214.34	0	0	0.0	0	0
2014	9350	1018	HPO Administration S/B	COM	14H	SBS	54,808.39	0.0	54,808.39	0	0	0.0	0	0
2014 TOTALS: BUDGETED/UNDERWAY							0.00	0.0	0.00	0	0	0.0	0	0
COMPLETED							712,753.18	71.9	512,753.18	66	66	100.0	66	0
							712,753.18	71.9	512,753.18	66	66	100.0	66	0

PGM YEAR	PROJ ID	IDIS ACT ID	ACTIVITY NAME	STATUS	MTX CD	NTL OBJ	Total EST. AMT	% CDBG	CDBG DRAWN AMOUNT	OCCUPIED TOTAL	UNITS L/M	% L/M	CUMULATIVE	
													OCCUPIED OWNER	UNITS RENTER

U.S. Department of Housing and Urban Development  
 Office of Community Planning and Development  
 Integrated Disbursement and Information System  
 CDBG Housing Activities  
 CLEVELAND HEIGHTS, OH

2013	0853	976 Nuisance Abatement	COM	14A	SBS	90,045.10	0.0	90,045.10	0	0	0.0	0	0
2013	0853	977 HPO Administration S/B	COM	14H	SBS	62,233.26	0.0	62,233.26	0	0	0.0	0	0
2013	0857	989 E. Derbyshire Rehabilitation	COM	14A	SBA	11,591.54	0.0	11,591.54	0	0	0.0	0	0
2013	0866	968 Violation Repair Program for Seniors	COM	14A	LMH	22,407.00	91.1	20,407.00	19	19	100.0	19	0
2013	0866	969 Exterior Paint Program	COM	14A	LMH	80,382.00	96.3	77,382.00	25	25	100.0	25	0
2013	0866	970 Short Term Deferred Loan	COM	14A	LMH	14,081.00	100.0	14,081.00	2	2	100.0	2	0
2013	0867	971 HRRC Assist Grants	COM	14A	LMH	26,427.00	24.3	6,427.00	5	5	100.0	5	0
2013	0867	972 HRRC Assist Deferred Loan Match	COM	14A	LMH	16,472.50	39.3	6,472.50	2	2	100.0	2	0
2013	0867	973 HRRC Lead Hazard Reduction	COM	14A	LMH	225.00	100.0	225.00	1	1	100.0	1	0
2013	0867	974 HRRC Administration	COM	14H	LMH	97,834.31	0.0	97,834.31	0	0	0.0	0	0
2013	0867	975 HPO Administration LMI	COM	14H	LMH	186,699.75	0.0	186,699.75	0	0	0.0	0	0
2013 TOTALS: BUDGETED/UNDERWAY						0.00	0.0	0.00	0	0	0.0	0	0
COMPLETED						608,398.46	94.2	573,398.46	54	54	100.0	54	0
						608,398.46	94.2	573,398.46	54	54	100.0	54	0

PGM YEAR	PROJ ID	IDIS ACT ID	ACTIVITY NAME	STATUS	MTX CD	NTL OBJ	Total EST. AMT	% CDBG	CDBG DRAWN AMOUNT	OCCUPIED TOTAL	UNITS L/M	% L/M	CUMULATIVE	
													OCCUPIED OWNER	UNITS RENTER
2012	6427	929	Neighborhood Project Repair	COM	14A	LMH	19,998.00	7.6	1,518.00	3	3	100.0	3	0
2012	6427	930	Violation Repair Program for Seniors	COM	14A	LMH	21,205.00	92.1	19,530.00	19	19	100.0	19	0
2012	6427	931	Senior Safety Program	COM	14A	LMH	1,875.00	100.0	1,875.00	3	3	100.0	3	0
2012	6427	932	Exterior Paint Program	COM	14A	LMH	107,933.00	100.0	107,933.00	34	34	100.0	34	0
2012	6428	934	HRRC Administration	COM	14H	LMH	234,184.44	0.0	134,372.44	0	0	0.0	0	0
2012	6428	935	HRRC Assist Grants	COM	14A	LMH	20,110.00	100.0	20,110.00	20	20	100.0	20	0
2012	6428	936	HRRC Assist Deferred Loan Match	COM	14A	LMH	11,945.00	100.0	11,945.00	4	4	100.0	4	0
2012	6428	938	HPO Administration LMI	COM	14H	LMH	161,659.57	0.0	161,659.57	0	0	0.0	0	0
2012	6432	940	Nuisance Abatement	COM	14A	SBS	43,014.03	0.0	43,014.03	0	0	0.0	0	0
2012	6432	941	HPO Administration S/B	COM	14H	SBS	53,887.13	0.0	53,887.13	0	0	0.0	0	0

U.S. Department of Housing and Urban Development  
 Office of Community Planning and Development  
 Integrated Disbursement and Information System  
 CDBG Housing Activities  
 CLEVELAND HEIGHTS, OH

2012	6436	953 E. Derbyshire Rehabilitation	COM	14A	SBA	5,139.54	0.0	5,139.54	0	0	0.0	0	0
		2012 TOTALS: BUDGETED/UNDERWAY				0.00	0.0	0.00	0	0	0.0	0	0
		COMPLETED				680,950.71	82.3	560,983.71	83	83	100.0	83	0
						-----							
						680,950.71	82.3	560,983.71	83	83	100.0	83	0

PGM YEAR	PROJ ID	IDIS ACT ID	ACTIVITY NAME	STATUS	MTX CD	NTL OBJ	Total EST. AMT	% CDBG	CDBG DRAWN AMOUNT	OCCUPIED TOTAL	UNITS L/M	% L/M	CUMULATIVE	
													OCCUPIED OWNER	UNITS RENTER
2011	2945	888	Neighborhood Project Repair	COM	14A	LMH	35,838.00	49.8	17,838.00	21	21	100.0	21	0
2011	2945	889	Violation Repair Program for Seniors	COM	14A	LMH	25,836.00	100.0	25,836.00	22	22	100.0	22	0
2011	2945	890	Senior Safety Program	COM	14A	LMH	3,920.00	100.0	3,920.00	4	4	100.0	4	0
2011	2945	891	Exterior Paint Program	COM	14A	LMH	94,182.51	100.0	94,182.51	32	32	100.0	32	0
2011	2946	893	HRRC Administration	COM	14H	LMH	305,680.77	0.0	195,680.77	0	0	0.0	0	0
2011	2946	894	HRRC Assist Grants	COM	14A	LMH	149,498.00	28.8	43,014.00	32	32	100.0	32	0
2011	2946	895	HRRC Assist Deferred Loan Match	COM	14A	LMH	46,676.00	100.0	46,676.00	16	16	100.0	16	0
2011	2946	897	HPO Administration LMI	COM	14H	LMH	173,253.93	0.0	173,253.93	0	0	0.0	0	0
2011	2950	899	HPO Administration S/B	COM	14H	SBS	57,750.99	0.0	57,750.99	0	0	0.0	0	0
2011	2950	900	Nuisance Abatement	COM	14A	SBS	90,834.00	0.0	90,834.00	0	0	0.0	0	0
2011	2954	913	E. Derbyshire Rehabilitation	COM	14A	SBA	73,273.68	0.0	73,273.68	0	0	0.0	0	0
		2011 TOTALS: BUDGETED/UNDERWAY				0.00	0.0	0.00	0	0	0.0	0	0	
		COMPLETED				1,056,743.88	77.8	822,259.88	127	127	100.0	127	0	
						-----								
						1,056,743.88	77.8	822,259.88	127	127	100.0	127	0	

PGM YEAR	PROJ ID	IDIS ACT ID	ACTIVITY NAME	STATUS	MTX CD	NTL OBJ	Total EST. AMT	% CDBG	CDBG DRAWN AMOUNT	OCCUPIED TOTAL	UNITS L/M	% L/M	CUMULATIVE	
													OCCUPIED OWNER	UNITS RENTER
2010	6548	849	Neighborhood Project Repair	COM	14A	LMH	27,834.43	100.0	27,834.43	32	32	100.0	32	0
2010	6548	850	VIOLATION REPAIR PROGRAM FOR SENIORS	COM	14A	LMH	25,833.83	100.0	25,833.83	29	29	100.0	29	0



U.S. Department of Housing and Urban Development  
 Office of Community Planning and Development  
 Integrated Disbursement and Information System  
 CDBG Housing Activities  
 CLEVELAND HEIGHTS, OH

2010	6548	851 SENIOR SAFETY PROGRAM	COM	14A	LMH	575.00	100.0	575.00	1	1	100.0	1	0
2010	6548	852 EXTERIOR PAINT PROGRAM	COM	14A	LMH	72,455.00	100.0	72,455.00	28	28	100.0	28	0
2010	6548	853 SHORT TERM DEFERRED LOAN	COM	14A	LMH	9,800.00	100.0	9,800.00	2	2	100.0	2	0
2010	6549	854 HRRC ADMINISTRATION	COM	14H	LMH	317,074.50	0.0	225,648.50	0	0	0.0	0	0
2010	6549	855 HRRC Assist Grants	COM	14A	LMH	35,210.00	100.0	35,210.00	28	28	100.0	28	0
2010	6549	856 HRRC ASSIST DEFERRED LOAN MATCH	COM	14A	LMH	44,156.50	100.0	44,156.50	19	19	100.0	19	0
2010	6549	857 HRRC Lead Hazard Reduction	COM	14A	LMH	1,900.00	100.0	1,900.00	4	4	100.0	4	0
2010	6549	858 HPO ADMINISTRATION LMI	COM	14H	LMH	190,581.25	0.0	190,581.25	0	0	0.0	0	0
2010	6551	860 HPO ADMINISTRATION SLUM AND BLIGHT	COM	14H	SBS	63,527.08	0.0	63,527.08	0	0	0.0	0	0
2010	6551	861 NUISANCE ABATEMENT	COM	14A	SBS	24,142.95	0.0	24,142.95	0	0	0.0	0	0
2010	6557	874 E. Derbyshire Rehabilitation	COM	14A	SBA	20,570.06	0.0	20,570.06	0	0	0.0	0	0
2010 TOTALS: BUDGETED/UNDERWAY						0.00	0.0	0.00	0	0	0.0	0	0
COMPLETED						833,660.60	89.0	742,234.60	143	143	100.0	143	0
						833,660.60	89.0	742,234.60	143	143	100.0	143	0

PGM YEAR	PROJ ID	IDIS ACT ID	ACTIVITY NAME	STATUS	MTX CD	NTL OBJ	Total EST. AMT	% CDBG	CDBG DRAWN AMOUNT	OCCUPIED TOTAL	UNITS L/M	% L/M	CUMULATIVE	
													OCCUPIED OWNER	UNITS RENTER
2009	0008	791	NEIGHBORHOOD PROJECT REPAIR	COM	14A	LMH	12,118.42	100.0	12,118.42	15	15	100.0	15	0
2009	0008	792	VIOLATION REPAIR PROGRAM FOR SENIORS	COM	14A	LMH	26,091.50	100.0	26,091.50	32	32	100.0	32	0
2009	0008	793	SENIOR SAFETY PROGRAM	COM	14A	LMH	4,860.00	100.0	4,860.00	6	6	100.0	6	0
2009	0008	794	EXTERIOR PAINT PROGRAM	COM	14A	LMH	117,778.00	100.0	117,778.00	40	40	100.0	40	0
2009	0008	795	SHORT TERM DEFERRED LOAN	COM	14A	LMH	12,730.00	100.0	12,730.00	3	3	100.0	3	0
2009	0009	796	HRRC ADMINISTRATION	COM	14H	LMH	220,939.18	0.0	220,939.18	0	0	0.0	0	0
2009	0009	797	HRRC ASSIST GRANTS	COM	14A	LMH	21,264.00	100.0	21,264.00	19	19	100.0	19	0
2009	0009	798	HRRC ASSIST DEFERRED LOAN MATCH	COM	14A	LMH	24,359.50	100.0	24,359.50	10	10	100.0	10	0
2009	0009	799	HRRC LEAD BASED PAINT REDUCTION	COM	14A	LMH	300.00	100.0	300.00	1	1	100.0	1	0
2009	0009	800	HPO ADMINISTRATION LMI	COM	14H	LMH	207,041.15	0.0	207,041.15	0	0	0.0	0	0

U.S. Department of Housing and Urban Development  
 Office of Community Planning and Development  
 Integrated Disbursement and Information System  
 CDBG Housing Activities  
 CLEVELAND HEIGHTS, OH

2009	0011	802 HPO ADMINISTRATION SLUM AND BLIGHT	COM	14H	SBS	69,013.71	0.0	69,013.71	0	0	0.0	0	0
2009	0011	803 NUISANCE ABATEMENT	COM	14A	SBS	48,649.30	0.0	48,649.30	0	0	0.0	0	0
2009	0015	816 CONDO CONVERSION RENOVATION	COM	14A	SBA	96,858.52	0.0	96,858.52	0	0	0.0	0	0
2009 TOTALS: BUDGETED/UNDERWAY						0.00	0.0	0.00	0	0	0.0	0	0
COMPLETED						862,003.28	100.0	862,003.28	126	126	100.0	126	0
						862,003.28	100.0	862,003.28	126	126	100.0	126	0

PGM YEAR	PROJ ID	IDIS ACT ID	ACTIVITY NAME	STATUS	MTX CD	NTL OBJ	Total		CDBG DRAWN AMOUNT	OCCUPIED TOTAL	UNITS L/M	% L/M	CUMULATIVE	
							EST. AMT	% CDBG					OCCUPIED OWNER	UNITS RENTER
2008	0008	740	NEIGHBORHOOD PROJECT REPAIR	COM	14A	LMH	23,282.00	52.3	12,184.00	22	22	100.0	22	0
2008	0008	741	VIOLATION REPAIR PROGRAM FOR SENIORS	COM	14A	LMH	40,680.50	77.4	31,501.50	39	39	100.0	39	0
2008	0008	742	SENIOR SAFETY PROGRAM	COM	14A	LMH	2,758.85	100.0	2,758.85	4	4	100.0	4	0
2008	0008	743	EXTERIOR PAINT PROGRAM	COM	14A	LMH	102,727.00	97.7	100,337.00	33	33	100.0	33	0
2008	0008	744	SHORT TERM DEFERRED LOAN	COM	14A	LMH	171.87	100.0	171.87	1	1	100.0	1	0
2008	0009	746	HRRC ADMINISTRATION	COM	14A	LMH	425,246.95	0.0	208,025.95	0	0	0.0	0	0
2008	0009	747	HRRC ASSIST GRANTS	COM	14A	LMH	111,855.00	22.2	24,788.00	27	27	100.0	27	0
2008	0009	748	HRRC ASSIST DEFERRED LOAN MATCH	COM	14A	LMH	30,293.00	100.0	30,293.00	12	12	100.0	12	0
2008	0009	749	HRRC LEAD BASED PAINT REDUCTION	COM	14A	LMH	1,465.00	100.0	1,465.00	2	2	100.0	2	0
2008	0009	750	HPO ADMINISTRATION LMI	COM	14H	LMH	188,854.17	0.0	188,854.17	0	0	0.0	0	0
2008	0010	751	HPO ADMINISTRATION SLUM & BLIGHT	COM	14H	SBS	120,737.91	0.0	120,737.91	0	0	0.0	0	0
2008	0010	752	NUISANCE ABATEMENT	COM	14A	SBS	79,095.30	0.0	79,095.30	0	0	0.0	0	0
2008	0014	766	CONDO CONVERSION RENOVATION	COM	14A	SBA	390,160.66	0.0	390,160.66	0	0	0.0	0	0
2008	0014	773	CONDO CONVERSION AQCQUISITION	COM	14G	SBA	88,774.50	0.0	88,774.50	0	0	0.0	0	0
2008 TOTALS: BUDGETED/UNDERWAY							0.00	0.0	0.00	0	0	0.0	0	0
COMPLETED							1,606,102.71	79.6	1,279,147.71	140	140	100.0	140	0
							1,606,102.71	79.6	1,279,147.71	140	140	100.0	140	0

U.S. Department of Housing and Urban Development  
 Office of Community Planning and Development  
 Integrated Disbursement and Information System  
 CDBG Housing Activities  
 CLEVELAND HEIGHTS, OH

PGM YEAR	PROJ ID	IDIS ACT ID	ACTIVITY NAME	STATUS	MTX NTL		Total		CDBG DRAWN AMOUNT	OCCUPIED TOTAL	UNITS L/M	% L/M	CUMULATIVE	
					CD	OBJ	EST. AMT	% CDBG					OWNER	RENTER
2007	0007	692	NEIGHBORHOOD PROJECT REPAIR	COM	14A	LMH	22,590.11	56.5	12,774.11	21	21	100.0	21	0
2007	0007	693	VIOLATION REPAIR PROGRAM FOR SENIORS	COM	14A	LMH	35,274.75	100.0	35,274.75	39	39	100.0	39	0
2007	0007	694	SENIOR SAFETY PROGRAM	COM	14A	LMH	6,001.00	100.0	6,001.00	10	10	100.0	10	0
2007	0007	695	EXTERIOR PAINT PROGRAM	COM	14A	LMH	98,311.00	100.0	98,311.00	34	34	100.0	34	0
2007	0007	696	SHORT TERM DEFERRED LOAN	COM	14A	LMH	18,400.00	100.0	18,400.00	4	4	100.0	4	0
2007	0008	697	HRRC ADMINISTRATION	COM	14H	LMH	193,060.50	0.0	193,060.50	0	0	0.0	0	0
2007	0008	698	HRRC ASSIST GRANTS	COM	14A	LMH	126,569.00	25.9	32,807.00	35	35	100.0	35	0
2007	0008	699	ASSIST DEFERRED LOAN MATCH	COM	14A	LMH	36,392.00	99.6	36,252.00	15	15	100.0	15	0
2007	0008	700	HRRC LEAD BASED PAINT REDUCTION	COM	14A	LMH	2,269.00	100.0	2,269.00	5	5	100.0	5	0
2007	0008	701	HPO ADMINISTRATION LMI	COM	14H	LMH	202,997.67	0.0	202,997.67	0	0	0.0	0	0
2007	0008	702	HPO ADMINISTRATION SLUM & BLIGHT	COM	14H	SBS	129,784.82	0.0	129,784.82	0	0	0.0	0	0
2007	0008	703	NUISANCE ABATEMENT PROGRAM	COM	14A	SBS	86,216.20	0.0	86,216.20	0	0	0.0	0	0
2007	0012	721	CONDOMINIUM CONVERSION DEMONSTRATION	COM	14A	SBS	871,012.97	0.0	154,600.97	0	0	0.0	0	0
2007 TOTALS: BUDGETED/UNDERWAY							0.00	0.0	0.00	0	0	0.0	0	0
COMPLETED							1,828,879.02	55.1	1,008,749.02	163	163	100.0	163	0
							1,828,879.02	55.1	1,008,749.02	163	163	100.0	163	0

PGM YEAR	PROJ ID	IDIS ACT ID	ACTIVITY NAME	STATUS	MTX NTL		Total		CDBG DRAWN AMOUNT	OCCUPIED TOTAL	UNITS L/M	% L/M	CUMULATIVE	
					CD	OBJ	EST. AMT	% CDBG					OWNER	RENTER
2006	0011	645	HRRC ADMINISTRATION	COM	14H	LMH	187,508.62	0.0	187,508.62	0	0	0.0	0	0
2006	0012	646	ASSIST GRANTS	COM	14A	LMH	94,081.00	22.9	21,554.00	26	26	100.0	26	0
2006	0012	647	ASSIST DEFERRED LOAN MATCH	COM	14A	LMH	27,430.00	100.0	27,430.00	11	11	100.0	11	0
2006	0013	648	HRRC LEAD BASED PAINT REDUCTION	COM	14A	LMH	1,782.00	100.0	1,782.00	1	1	100.0	1	0
2006	0014	649	NEIGHBORHOOD PROJECT REPAIR	COM	14A	LMH	9,725.10	59.1	5,743.10	8	8	100.0	8	0

U.S. Department of Housing and Urban Development  
 Office of Community Planning and Development  
 Integrated Disbursement and Information System  
 CDBG Housing Activities  
 CLEVELAND HEIGHTS, OH

2006	0015	650 HPO ADMINISTRATION LMI	COM	14H	LMH	225,242.73	0.0	225,242.73	0	0	0.0	0	0
2006	0016	651 HPO ADMINISTRATION S/B	COM	14H	SBS	39,748.48	0.0	39,748.48	0	0	0.0	0	0
2006	0017	652 HPO EXTERIOR PAINT PROGRAM	COM	14A	LMH	120,141.00	96.7	116,191.00	40	40	100.0	40	0
2006	0019	654 HPO VIOLATION REPAIR PROGRAM FOR SENIORS	COM	14A	LMH	46,964.89	98.4	46,204.89	55	55	100.0	55	0
2006	0020	655 HPO NUISANCE ABATEMENT	COM	14A	SBS	65,722.38	0.0	65,722.38	0	0	0.0	0	0
2006 TOTALS: BUDGETED/UNDERWAY						0.00	0.0	0.00	0	0	0.0	0	0
COMPLETED						818,346.20	90.0	737,127.20	141	141	100.0	141	0
						818,346.20	90.0	737,127.20	141	141	100.0	141	0

PGM YEAR	PROJ ID	IDIS ACT ID	ACTIVITY NAME	STATUS	MTX CD	NTL OBJ	Total EST. AMT	% CDBG	CDBG DRAWN AMOUNT	OCCUPIED TOTAL	UNITS L/M	% L/M	CUMULATIVE	
													OCCUPIED OWNER	UNITS RENTER
2005	0011	597	HRRC ADMINISTRATION	COM	14H	LMH	202,658.18	0.0	182,395.18	0	0	0.0	0	0
2005	0012	598	HRRC ASSIST GRANTS	COM	14A	LMH	228,662.00	11.9	27,133.00	15	15	100.0	0	15
2005	0012	599	ASSIST DEFERRED LOAN MATCH	COM	14A	LMH	48,717.40	100.0	48,717.40	19	19	100.0	0	19
2005	0013	600	HRRC NEIGHBORHOOD PROJECT REPAIR GRANTS	COM	14A	LMH	11,461.43	61.4	7,041.43	15	15	100.0	0	15
2005	0014	601	HRRC LEAD REDUCTION	COM	14A	LMH	381.00	100.0	381.00	3	3	100.0	0	3
2005	0015	602	HPO ADMINISTRATION LMI	COM	14H	LMH	213,277.54	0.0	213,277.54	0	0	0.0	0	0
2005	0016	603	HPO ADMINISTRATION S/B	COM	14H	SBS	37,637.10	0.0	37,637.10	0	0	0.0	0	0
2005	0017	604	HPO EXTERIOR PAINT PROGRAM	COM	14A	LMH	91,120.00	100.0	91,120.00	32	32	100.0	0	32
2005	0018	605	HPO SHORT TERM DEFERRED LOAN	COM	14A	LMH	16,089.00	100.0	16,089.00	3	3	100.0	0	3
2005	0019	606	HPO NUISANCE ABATEMENT	COM	14A	SBS	72,673.42	0.0	72,673.42	0	0	0.0	0	0
2005	0020	607	HPO VIOLATION REPAIR PROGRAM FOR SENIORS	COM	14A	LMH	13,626.50	100.0	13,626.50	20	20	100.0	0	20
2005 TOTALS: BUDGETED/UNDERWAY						0.00	0.0	0.00	0	0	0.0	0	0	
COMPLETED						936,303.57	75.8	710,091.57	107	107	100.0	0	107	
						936,303.57	75.8	710,091.57	107	107	100.0	0	107	

U.S. Department of Housing and Urban Development  
 Office of Community Planning and Development  
 Integrated Disbursement and Information System  
 CDBG Housing Activities  
 CLEVELAND HEIGHTS, OH

PGM YEAR	PROJ ID	IDIS ACT ID	ACTIVITY NAME	STATUS	MTX NTL		Total		CDBG DRAWN AMOUNT	OCCUPIED TOTAL	UNITS L/M	% L/M	CUMULATIVE	
					CD	OBJ	EST. AMT	% CDBG					OCCUPIED OWNER	UNITS RENTER
2004	0016	540	HRRC ADMINISTRATION	COM	14H	LMH	172,181.87	0.0	172,181.87	0	0	0.0	0	0
2004	0017	541	HRRC ASSIST GRANTS	COM	14A	LMH	22,750.00	100.0	22,750.00	26	26	100.0	0	26
2004	0017	542	ASSIST DEFERRED LOAN MATCH	COM	14A	LMH	28,021.00	100.0	28,021.00	12	12	100.0	0	12
2004	0018	543	HRRC NEIGHBORHOOD PROJECT REPAIR GRANTS	COM	14A	LMH	13,752.42	100.0	13,752.42	16	16	100.0	0	16
2004	0019	544	HRRC LEAD REDUCTION	COM	14A	LMH	473.29	100.0	473.29	3	3	100.0	0	3
2004	0020	545	HPO ADMINISTRATION LMI	COM	14H	LMH	293,684.96	0.0	293,684.96	0	0	0.0	0	0
2004	0021	546	HPO ADMINISTRATION S/B	COM	14H	SBS	51,327.15	0.0	51,327.15	0	0	0.0	0	0
2004	0022	547	HPO EXTERIOR PAINT PROGRAM	COM	14A	LMH	75,813.00	100.0	75,813.00	24	24	100.0	0	24
2004	0023	548	HPO SHORT TERM DEFERRED LOAN	COM	14A	LMH	21,456.00	100.0	21,456.00	5	5	100.0	0	5
2004	0024	549	HPO NUISANCE ABATEMENT	COM	14A	SBS	128,163.36	0.0	128,163.36	0	0	0.0	0	0
2004	0025	550	HPO VIOLATION REPAIR PROGRAM FOR SENIORS	COM	14A	LMH	24,737.94	100.0	24,737.94	32	32	100.0	0	32
2004	0036	561	MIXED USE HOUSING LMI	COM	14B	LMH	100,000.00	100.0	100,000.00	2	1	50.0	0	2
2004	0044	569	HPO WINTERIZATION	COM	14A	LMH	4,800.00	100.0	4,800.00	3	3	100.0	0	3
2004 TOTALS: BUDGETED/UNDERWAY							0.00	0.0	0.00	0	0	0.0	0	0
COMPLETED							937,160.99	100.0	937,160.99	123	122	99.1	0	123
							937,160.99	100.0	937,160.99	123	122	99.1	0	123

PGM YEAR	PROJ ID	IDIS ACT ID	ACTIVITY NAME	STATUS	MTX NTL		Total		CDBG DRAWN AMOUNT	OCCUPIED TOTAL	UNITS L/M	% L/M	CUMULATIVE	
					CD	OBJ	EST. AMT	% CDBG					OCCUPIED OWNER	UNITS RENTER
2003	0019	482	HOME MAINTENANCE REPAIR	COM	14A	LMH	68,049.76	100.0	68,049.76	75	75	100.0	0	75
2003	0020	483	HRRC ADMINISTRATION	COM	14H	LMH	143,156.00	0.0	143,156.00	0	0	0.0	0	0
2003	0021	484	ASSIST GRANTS	COM	14A	LMH	18,927.00	100.0	18,927.00	21	21	100.0	0	21
2003	0021	485	DEFERRED LOAN MATCH PROGRAM	COM	14A	LMH	5,947.00	100.0	5,947.00	4	4	100.0	0	4
2003	0022	486	NEIGHBORHOOD PROJECT REPAIR PROGRAM	COM	14A	LMH	33,853.90	100.0	33,853.90	22	22	100.0	0	22

U.S. Department of Housing and Urban Development  
 Office of Community Planning and Development  
 Integrated Disbursement and Information System  
 CDBG Housing Activities  
 CLEVELAND HEIGHTS, OH

2003	0022	514 NPR GRANT - MUTLIFAMILY	COM	14B	LMH	4,080.89	90.8	3,703.89	6	6	100.0	0	6	
2003	0023	487 LEAD REDUCTION	COM	14A	LMH	3,138.00	100.0	3,138.00	5	5	100.0	0	5	
2003	0024	488 HPO LMI ADMINISTRATION	COM	14H	LMH	253,118.77	0.0	253,118.77	0	0	0.0	0	0	
2003	0025	489 HPO S/B ADMINISTRATION	COM	14H	SBS	44,668.49	0.0	44,668.49	0	0	0.0	0	0	
2003	0026	490 EXTERIOR PAINT PROGRAM	COM	14A	LMH	107,611.00	100.0	107,611.00	36	36	100.0	0	36	
2003	0027	491 WINTERIZATION PROGRAM	COM	14A	LMH	30,818.50	100.0	30,818.50	24	24	100.0	0	24	
2003	0028	492 SHORT TERM DEFERRED LOAN	COM	14H	LMH	33,660.00	100.0	33,660.00	9	9	100.0	0	9	
2003	0029	493 HHIP LMI	COM	14B	LMH	42,923.00	100.0	42,923.00	12	10	83.3	0	12	
2003	0030	494 HHIP S/B	COM	14B	SBS	3,335.00	0.0	3,335.00	0	0	0.0	0	0	
2003	0031	495 ARRP LMI	COM	14B	LMH	142,738.47	50.0	71,369.47	53	33	62.3	0	53	
2003	0033	497 NUISANCE ABATEMENT	COM	14A	SBS	84,045.93	0.0	84,045.93	0	0	0.0	0	0	
2003	0042	508 MIXED USE HOUSING LMI	COM	14B	LMH	500.00	0.0	500.00	0	0	0.0	0	0	
2003 TOTALS: BUDGETED/UNDERWAY						0.00	0.0	0.00	0	0	0.0	0	0	
						COMPLETED	1,020,571.71	92.9	948,825.71	267	245	91.7	0	267
							1,020,571.71	92.9	948,825.71	267	245	91.7	0	267

PGM YEAR	PROJ ID	IDIS ACT ID	ACTIVITY NAME	STATUS	MTX CD	NTL OBJ	Total		CDBG DRAWN AMOUNT	OCCUPIED TOTAL	UNITS L/M	% L/M	CUMULATIVE	
							EST. AMT	% CDBG					OCCUPIED OWNER	UNITS RENTER
2002	0017	425	COUNCIL GARDENS	COM	14B	LMH	50,000.00	100.0	50,000.00	4	4	100.0	0	4
2002	0018	426	OOA HOME MAINTENANCE REPAIR	COM	14A	LMH	72,487.73	100.0	72,487.73	72	72	100.0	0	72
2002	0019	427	HRRC ADMINISTRATION	COM	14H	LMH	139,471.02	0.0	139,471.02	0	0	0.0	0	0
2002	0020	428	LEAD REDUCTION	COM	14A	LMH	3,981.00	0.0	3,981.00	0	0	0.0	0	0
2002	0021	429	NEIGHBORHOOD PROJECT REPAIR PROGRAM	COM	14A	LMH	45,330.10	100.0	45,330.10	20	20	100.0	0	20
2002	0022	430	ASSIST GRANTS	COM	14A	LMH	13,960.00	100.0	13,960.00	10	10	100.0	0	10
2002	0022	431	DEFERRED LOAN MATCH	COM	14A	LMH	28,657.00	100.0	28,657.00	6	6	100.0	0	6
2002	0022	432	CALEDONIA PROGRAM	COM	14A	LMH	3,630.03	100.0	3,630.03	1	1	100.0	0	1
2002	0023	433	HPO ADMINISTRATION - LMI	COM	14H	LMH	268,813.34	0.0	268,813.34	0	0	0.0	0	0

U.S. Department of Housing and Urban Development  
 Office of Community Planning and Development  
 Integrated Disbursement and Information System  
 CDBG Housing Activities  
 CLEVELAND HEIGHTS, OH

2002	0024	434	HPO ADMINISTRATION - S/B	COM	14H	SBS	47,437.65	0.0	47,437.65	0	0	0.0	0	0
2002	0025	435	EXTERIOR PAINT PROGRAM	COM	14A	LMH	74,135.00	100.0	74,135.00	23	23	100.0	0	23
2002	0026	436	WINTERIZATION	COM	14A	LMH	31,841.50	100.0	31,841.50	24	24	100.0	0	24
2002	0027	437	SHORT TERM DEFERRED LOAN	COM	14A	LMH	19,232.00	100.0	19,232.00	4	4	100.0	0	4
2002	0028	438	HEIGHTS HOME IMPROVEMENT PROGRAM - LMI	COM	14B	LMH	23,441.00	100.0	23,441.00	8	5	62.5	0	8
2002	0030	440	APARTMENT RENOVATION REBATE PROGRAM LMI	COM	14B	LMH	56,000.00	100.0	56,000.00	60	34	56.7	0	60
2002	0032	442	NUISANCE ABATEMENT	COM	14A	SBS	92,784.88	0.0	92,784.88	0	0	0.0	0	0
2002 TOTALS: BUDGETED/UNDERWAY							0.00	0.0	0.00	0	0	0.0	0	0
COMPLETED							971,202.25	100.0	971,202.25	232	203	87.5	0	232
							971,202.25	100.0	971,202.25	232	203	87.5	0	232

PGM YEAR	PROJ ID	IDIS ACT ID	ACTIVITY NAME	STATUS	MTX CD	NTL OBJ	Total EST. AMT	% CDBG	CDBG DRAWN AMOUNT	OCCUPIED TOTAL	UNITS L/M	% L/M	CUMULATIVE	
													OCCUPIED OWNER	UNITS RENTER
2001	0019	382	HRRC LEAD HAZARD REDUCTION GRANT	COM	14I	LMH	2,050.00	0.0	2,050.00	0	0	0.0	0	0
2001	0022	363	OOA HOME REPAIR ADMIN	COM	14H	LMH	20,593.88	0.0	20,593.88	0	0	0.0	0	0
2001	0022	364	OOA HOME MAINTENANCE GRANT	COM	14A	LMH	47,095.70	100.0	47,095.70	79	79	100.0	0	79
2001	0023	365	HRRC-LMI ADMINISTRATION	COM	14H	LMH	131,053.05	0.0	131,053.05	0	0	0.0	0	0
2001	0023	366	HRRC - NPR ADMINISTRATION	COM	14H	LMH	21,753.72	0.0	21,753.72	0	0	0.0	0	0
2001	0025	367	NPR - GRANT PROGRAM	COM	14A	LMH	9,797.14	100.0	9,797.14	28	28	100.0	0	28
2001	0026	368	ASSIST INCENTIVE GRANT	COM	14A	LMH	8,500.00	0.0	8,500.00	0	0	0.0	0	0
2001	0026	369	ASSIST 0%	COM	14A	LMH	19,364.00	100.0	19,364.00	15	15	100.0	0	15
2001	0027	370	HRRC DEFERRED LOAN MATCH	COM	14A	LMH	22,811.00	100.0	22,811.00	11	11	100.0	0	11
2001	0028	372	HPO LMI ADMINISTRATION	COM	14H	LMH	261,192.43	0.0	261,192.43	0	0	0.0	0	0
2001	0029	373	HPO S/B ADMINISTRATION	COM	14H	SBS	46,092.78	0.0	46,092.78	0	0	0.0	0	0
2001	0030	383	HPO EXTERIOR PAINT PROGRAM	COM	14A	LMH	82,554.96	100.0	82,554.96	27	27	100.0	0	27
2001	0031	374	HPO WINTERIZATION	COM	14A	LMH	45,170.50	100.0	45,170.50	32	32	100.0	0	32
2001	0032	384	HPO SHORT TERM DEFERRED LOAN	COM	14A	LMH	3,650.00	100.0	3,650.00	2	2	100.0	0	2

U.S. Department of Housing and Urban Development  
 Office of Community Planning and Development  
 Integrated Disbursement and Information System  
 CDBG Housing Activities  
 CLEVELAND HEIGHTS, OH

2001	0034	375 NUISANCE ABATEMENT	COM	14A	SBS	141,423.34	0.0	141,423.34	0	0	0.0	0	0
2001	0035	386 HPO HHIP LMI	COM	14B	LMH	14,220.00	100.0	14,220.00	2	1	50.0	0	2
2001	0037	376 ARRP - LMI	COM	14B	LMH	18,037.14	100.0	18,037.14	58	33	56.9	0	58
2001	0055	371 HRRC CALEDONIA PROGRAM	COM	14A	LMH	24,683.97	100.0	24,683.97	3	3	100.0	0	3
2001 TOTALS: BUDGETED/UNDERWAY						0.00	0.0	0.00	0	0	0.0	0	0
COMPLETED						920,043.61	100.0	920,043.61	257	231	89.8	0	257
						920,043.61	100.0	920,043.61	257	231	89.8	0	257

PGM YEAR	PROJ ID	IDIS ACT ID	ACTIVITY NAME	STATUS	MTX CD	NTL OBJ	Total EST. AMT	% CDBG	CDBG DRAWN AMOUNT	OCCUPIED TOTAL	UNITS L/M	% L/M	CUMULATIVE	
													OCCUPIED OWNER	UNITS RENTER
2000	0022	291	OOA HOME REPAIR ADMINISTRATION	COM	14H	LMH	15,401.62	0.0	15,401.62	0	0	0.0	0	0
2000	0022	292	OOA HOME REPAIR GRANT	COM	14A	LMH	37,487.04	100.0	37,487.04	66	66	100.0	0	66
2000	0023	293	HRRC LMI PROGRAMS ADMINISTRATION	COM	14H	LMH	100,663.42	0.0	100,663.42	0	0	0.0	0	0
2000	0024	294	HRRC NPR ADMINISTRATION	COM	14H	LMH	17,144.49	0.0	17,144.49	0	0	0.0	0	0
2000	0025	295	HRRC - NEIGHBORHOOD PROJECT REPAIR	COM	14A	LMH	16,788.43	100.0	16,788.43	28	28	100.0	0	28
2000	0026	296	HRRC - ASSIST INCENTIVE GRANT	COM	14A	LMH	4,500.00	100.0	4,500.00	9	9	100.0	0	9
2000	0026	297	HRRC - ASSIST 0%	COM	14A	LMH	17,366.00	100.0	17,366.00	22	22	100.0	0	22
2000	0027	298	HRRC DEFERRED LOAN MATCH	COM	14A	LMH	20,812.00	100.0	20,812.00	6	6	100.0	0	6
2000	0028	299	HPO - LMI ADMINISTRATION	COM	14H	LMH	199,312.77	0.0	199,312.77	0	0	0.0	0	0
2000	0029	300	HPO S/B ADMINISTRATION	COM	14H	LMH	35,172.84	0.0	35,172.84	0	0	0.0	0	0
2000	0030	301	HPO PAINT PROGRAM	COM	14A	LMH	113,792.01	100.0	113,792.01	80	80	100.0	0	80
2000	0031	302	HPO WINTERIZATION PROGRAM	COM	14A	LMH	16,435.55	100.0	16,435.55	18	18	100.0	0	18
2000	0032	303	HPO SHORT TERM DEFERRED LOAN	COM	14A	LMH	5,577.50	100.0	5,577.50	2	2	100.0	0	2
2000	0033	304	HPO LEAD BASED PAINT ABATEMENT	COM	14I	LMH	20,000.00	100.0	20,000.00	4	4	100.0	0	4
2000	0034	305	HPO NUISANCE ABATEMENT	COM	14A	SBS	97,296.87	0.0	97,296.87	0	0	0.0	0	0
2000	0035	306	HPO HEIGHTS HOME IMPROVEMENT PROGRAM LMI	COM	14B	LMH	62,716.56	100.0	62,716.56	39	24	61.5	0	39
2000	0036	307	HPO HEIGHTS HOME IMPROVEMENT PROGRAM S/B	COM	14B	SBA	5,000.00	0.0	5,000.00	0	0	0.0	0	0



U.S. Department of Housing and Urban Development  
 Office of Community Planning and Development  
 Integrated Disbursement and Information System  
 CDBG Housing Activities  
 CLEVELAND HEIGHTS, OH

2000	0037	308 HPO - ARRP LMI	COM	14B	LMH	184,436.41	100.0	184,436.41	99	60	60.6	0	99
2000	0039	311 HOUSING PRESERVATION CENTER	COM	14A	SBA	915.00	0.0	915.00	0	0	0.0	0	0
2000	0056	323 HRRRC CALEDONIA INCENTIVE PROGRAM	COM	14A	LMH	69,862.65	100.0	69,862.65	16	16	100.0	0	16
2000 TOTALS: BUDGETED/UNDERWAY						0.00	0.0	0.00	0	0	0.0	0	0
COMPLETED						1,040,681.16	100.0	1,040,681.16	389	335	86.1	0	389
						1,040,681.16	100.0	1,040,681.16	389	335	86.1	0	389

PGM YEAR	PROJ ID	IDIS ACT ID	ACTIVITY NAME	STATUS	MTX CD	NTL OBJ	Total		CDBG DRAWN AMOUNT	OCCUPIED TOTAL	UNITS L/M	% L/M	CUMULATIVE	
							EST. AMT	% CDBG					OCCUPIED OWNER	UNITS RENTER
1999	0022	220	OOA HOME REPAIR GRANT	COM	14A	LMH	41,584.59	100.0	41,584.59	83	83	100.0	0	83
1999	0022	221	OOA HOME REPAIR ADMINISTRATION	COM	14H	LMH	24,117.62	0.0	24,117.62	0	0	0.0	0	0
1999	0023	222	FHC LMI PROGRAMS ADMINISTRATION	COM	14H	LMH	114,939.07	0.0	114,939.07	0	0	0.0	0	0
1999	0024	223	FHC NPR ADMINISTRATION	COM	14H	LMH	22,666.14	0.0	22,666.14	0	0	0.0	0	0
1999	0025	224	FHC - NPR GRANTS	COM	14A	LMH	11,148.38	100.0	11,148.38	11	11	100.0	0	11
1999	0026	225	FHC - ASSIST 0%	COM	14A	LMH	8,871.00	100.0	8,871.00	15	15	100.0	0	15
1999	0026	260	ASSIST INCENTIVE PROGRAM	COM	14A	LMH	7,500.00	100.0	7,500.00	10	10	100.0	0	10
1999	0027	226	FHC DEFERRED LOAN MATCH	COM	14A	LMH	33,760.12	100.0	33,760.12	11	11	100.0	0	11
1999	0028	227	HPO - LMI ADMINISTRATION	COM	14H	LMH	226,551.62	0.0	226,551.62	0	0	0.0	0	0
1999	0029	228	HPO S/B ADMINISTRATION	COM	14H	SBA	39,979.30	0.0	39,979.30	0	0	0.0	0	0
1999	0030	229	HPO PAINT PROGRAM	COM	14A	LMH	71,619.60	100.0	71,619.60	57	57	100.0	0	57
1999	0031	230	HPO WINTERIZATION PROGRAM	COM	14A	LMH	14,750.30	100.0	14,750.30	9	9	100.0	0	9
1999	0032	231	HPO SHORT TERM DEFERRED LOAN	COM	14A	LMH	975.00	0.0	975.00	0	0	0.0	0	0
1999	0034	233	HPO NUISANCE ABATEMENT	COM	14A	SBS	103,924.23	0.0	103,924.23	0	0	0.0	0	0
1999	0035	234	HPO HEIGHTS HOME IMPROVEMENT PROGRAM LMI	COM	14B	LMH	53,892.85	100.0	53,892.85	32	18	56.3	0	32
1999	0037	236	HPO - ARRP LMI	COM	14B	LMH	15,000.00	0.0	15,000.00	0	0	0.0	0	0
1999	0039	238	HOUSING PRESERVATION CENTER	COM	14A	SBA	13,364.26	0.0	13,364.26	0	0	0.0	0	0
1999	0039	267	LMI HOUSING PRESERVATION CENTER	COM	14A	LMH	30,000.00	100.0	30,000.00	1	1	100.0	0	1

U.S. Department of Housing and Urban Development  
 Office of Community Planning and Development  
 Integrated Disbursement and Information System  
 CDBG Housing Activities  
 CLEVELAND HEIGHTS, OH

1999	0056	261	FHC CALEDONIA INCENTIVE PROGRAM	COM	14A	LMH	47,123.00	100.0	47,123.00	3	3	100.0	0	3
		1999	TOTALS: BUDGETED/UNDERWAY				0.00	0.0	0.00	0	0	0.0	0	0
			COMPLETED				881,767.08	100.0	881,767.08	232	218	93.9	0	232
							881,767.08	100.0	881,767.08	232	218	93.9	0	232

PGM YEAR	PROJ ID	IDIS ACT ID	ACTIVITY NAME	STATUS	MTX CD	NTL OBJ	Total EST. AMT	% CDBG	DRAWN AMOUNT	CDBG AMOUNT	OCCUPIED TOTAL	UNITS L/M	% L/M	CUMULATIVE	
														OCCUPIED OWNER	UNITS RENTER
1998	0020	147	FHC HOUSING CORPORATION ADMINISTRATION	COM	14H	LMH	103,735.03	0.0	103,735.03	0	0	0.0	0	0	
1998	0021	149	FHC NEIGHBORHOOD PROJECT REPAIR ADMIN.	COM	14H	LMH	20,084.10	0.0	20,084.10	0	0	0.0	0	0	
1998	0022	150	FHC NEIGHBORHOOD PROJECT REPAIR GRANT SF	COM	14A	LMH	12,277.50	100.0	12,277.50	33	33	100.0	0	33	
1998	0023	152	FHC ASSIST 0% BENEFIT SF	COM	14A	LMH	19,791.00	100.0	19,791.00	29	29	100.0	0	29	
1998	0024	154	FHC DEFERRED LOAN MATCH SF	COM	14A	LMH	22,760.84	100.0	22,760.84	10	10	100.0	0	10	
1998	0025	156	HPO ADMINISTRATION SLUM & BLIGHT	COM	14H	SBS	45,454.02	0.0	45,454.02	0	0	0.0	0	0	
1998	0026	157	HPO ADMINISTRATION LMI	COM	14H	LMH	257,570.45	0.0	257,570.45	0	0	0.0	0	0	
1998	0027	158	HPO PAINT PROGRAM SF	COM	14A	LMH	31,126.74	100.0	31,126.74	71	71	100.0	0	71	
1998	0028	160	HPO WEATHERIZATION PROGRAM SF	COM	14F	LMH	15,173.80	100.0	15,173.80	8	8	100.0	0	8	
1998	0029	162	HPO NO INTEREST LOAN PROGRAM SF	COM	14A	LMH	7,875.33	100.0	7,875.33	4	4	100.0	0	4	
1998	0030	164	HPO NUISANCE ABATEMENT SF	COM	14A	SBS	207,112.28	0.0	207,112.28	0	0	0.0	0	0	
1998	0031	166	HPO HEIGHTS HOME IMPROVEMENT PROGRAM LMI	COM	14B	LMH	46,923.96	100.0	46,923.96	37	20	54.1	0	37	
1998	0034	169	HPO APT. RENOVATION REBATE PROGRAM S/B	COM	14B	SBS	25,624.88	0.0	25,624.88	0	0	0.0	0	0	
1998	0036	171	HPO DEFERRED LOAN PROGRAM SF	COM	14A	LMH	63,099.42	100.0	63,099.42	24	24	100.0	0	24	
1998	0038	173	HOUSING PRESERVATION CENTER	COM	14A	SBA	66,629.81	0.0	66,629.81	0	0	0.0	0	0	
1998	0039	174	OFFICE ON AGING HOME MAINTENANCE REPAIR	COM	14A	LMH	62,153.08	100.0	62,153.08	71	71	100.0	0	71	
		1998	TOTALS: BUDGETED/UNDERWAY				0.00	0.0	0.00	0	0	0.0	0	0	
			COMPLETED				1,007,392.24	100.0	1,007,392.24	287	270	94.0	0	287	
							1,007,392.24	100.0	1,007,392.24	287	270	94.0	0	287	

U.S. Department of Housing and Urban Development  
 Office of Community Planning and Development  
 Integrated Disbursement and Information System  
 CDBG Housing Activities  
 CLEVELAND HEIGHTS, OH

PGM YEAR	PROJ ID	IDIS ACT ID	ACTIVITY NAME	STATUS	MTX NTL		Total		CDBG DRAWN AMOUNT	OCCUPIED TOTAL	UNITS L/M	% L/M	CUMULATIVE	
					CD	OBJ	EST. AMT	% CDBG					OCCUPIED OWNER	UNITS RENTER
1997	0018	89	FHC HOUSING ADMINISTRATION	COM	14H	LMH	40,295.93	0.0	40,295.93	0	0	0.0	0	0
1997	0019	90	FHC NEIGHBORHOOD PROJECT REPAIR ADMIN	COM	14H	LMH	7,921.75	0.0	7,921.75	0	0	0.0	0	0
1997	0020	91	FHC ASSIST 0% BENEFIT	COM	14A	LMH	3,667.10	100.0	3,667.10	19	19	100.0	0	19
1997	0021	93	FHC NEIGHBORHOOD PROJECT REPAIR GRANT SF	COM	14A	LMH	4,970.54	100.0	4,970.54	43	43	100.0	0	43
1997	0022	94	BRI MARGARET WAGNER HOUSE	COM	14B	LMH	190,000.28	100.0	190,000.28	24	24	100.0	0	24
1997	0023	95	OOA'S HOME MAINTENANCE REPAIR	COM	14A	LMH	17,041.48	100.0	17,041.48	75	75	100.0	0	75
1997	0024	96	HPO ADMINISTRATION LMI	COM	14H	LMH	95,966.79	0.0	95,966.79	0	0	0.0	0	0
1997	0025	97	HPO ADMINISTRATION (S/B)	COM	14H	SBS	16,935.32	0.0	16,935.32	0	0	0.0	0	0
1997	0026	98	HPO DEFERRED LOAN PROGRAM SF	COM	14A	LMH	131,669.54	100.0	131,669.54	26	26	100.0	0	26
1997	0027	100	HPO EXTERIOR PAINT PROGRAM	COM	14A	LMH	4,121.66	100.0	4,121.66	43	43	100.0	0	43
1997	0028	101	HPO WINTERIZATION PROGRAM	COM	14F	LMH	15,718.75	100.0	15,718.75	18	18	100.0	0	18
1997	0028	123	WINTERIZATION-MF	COM	14F	LMH	0.00		0.00	1	1	100.0	0	1
1997	0029	102	HPO NO INTEREST LOAN PROGRAM SF	COM	14A	LMH	27,623.87	100.0	27,623.87	8	8	100.0	0	8
1997	0030	103	HPO NUISANCE ABATEMENT PROGRAM - SF	COM	14A	SBS	7,498.26	0.0	7,498.26	0	0	0.0	0	0
1997	0031	105	HEIGHTS HOME IMPROVEMENT PROGRAM - LMI	COM	14B	LMH	38,755.31	100.0	38,755.31	44	22	50.0	0	44
1997	0033	107	APARTMENT RENOVATION REBATE PROGRAM -LMI	COM	14B	LMH	2,369.00	100.0	2,369.00	74	39	52.7	0	74
1997	0034	108	APARTMENT RENOVATION REBATE PROGRAM -S/B	COM	14B	SBA	20.00	0.0	20.00	0	0	0.0	0	0
1997 TOTALS: BUDGETED/UNDERWAY							0.00	0.0	0.00	0	0	0.0	0	0
COMPLETED							604,575.58	100.0	604,575.58	375	318	84.8	0	375
							604,575.58	100.0	604,575.58	375	318	84.8	0	375

PGM YEAR	PROJ ID	IDIS ACT ID	ACTIVITY NAME	STATUS	MTX NTL		Total		CDBG DRAWN AMOUNT	OCCUPIED TOTAL	UNITS L/M	% L/M	CUMULATIVE	
					CD	OBJ	EST. AMT	% CDBG					OCCUPIED OWNER	UNITS RENTER
1994	0002	22	HPO DEFERRED LOAN SF	COM	14A	LMH	0.00		0.00	20	20	100.0	0	20

U.S. Department of Housing and Urban Development  
 Office of Community Planning and Development  
 Integrated Disbursement and Information System  
 CDBG Housing Activities  
 CLEVELAND HEIGHTS, OH

1994	0002	23 FHC ASSIST 0% BENEFIT SF	COM	14A	LMH	0.00		0.00	18	18	100.0	0	18
1994	0002	24 FHC NEIGHBORHOOD PROJECT REPAIR GRANT-SF	COM	14A	LMH	0.00		0.00	38	38	100.0	0	38
1994	0002	25 FHC DEFERRED LOAN MATCH PROGRAM	COM	14A	LMH	7,684.76	100.0	7,684.76	7	7	100.0	0	7
1994	0002	26 HOME MAINTENANCE REPAIR	COM	14A	LMH	0.00		0.00	120	120	100.0	0	120
1994	0002	27 NO INTEREST LOAN PROGRAM - SF	COM	14A	LMH	0.00		0.00	4	4	100.0	0	4
1994	0002	28 NO INTEREST LOAN PROGRAM - MF	COM	14B	LMH	0.00	0.0	0.00	0	0	0.0	0	0
1994	0002	29 SHORT TERM DEFERRED LOAN	COM	14A	LMH	9,162.28	100.0	9,162.28	2	2	100.0	0	0
1994	0002	30 HPO WINTERIZATION PROGRAM	COM	14F	LMH	0.00		0.00	15	15	100.0	0	15
1994	0002	31 HPO PAINT PROGRAM	COM	14A	LMH	0.00		0.00	59	59	100.0	0	59
1994	0002	32 NUISANCE ABATEMENT SF	COM	14A	SBS	0.00	0.0	0.00	0	0	0.0	0	0
1994	0002	34 HOUSING PRESERVATION CENTER	COM	14G	SBS	16,564.27	0.0	16,564.27	0	0	0.0	0	0
1994	0002	35 HPO HOME INTERIOR RENOVATION ADMIN.	COM	14H	LMH	0.00		0.00	4	3	75.0	0	4
1994	0002	36 ASSIST MF	COM	14B	LMH	0.00		0.00	2	2	100.0	0	2
1994	0002	37 DEFERRED LOAN MATCH MF	COM	14B	LMH	0.00	0.0	0.00	0	0	0.0	0	0
1994	0002	38 NEIGHBORHOOD PROJECT REPAIR GRANT - MF	COM	14B	LMH	0.00	0.0	0.00	0	0	0.0	0	0
1994	0002	43 HPO PAINT MF	COM	14B	LMH	0.00		0.00	2	2	100.0	0	2
1994	0002	44 HPO DEFERRED LOAN MF	COM	14B	LMH	0.00		0.00	2	2	100.0	0	2
1994	0002	47 MARGARET WAGNER HOUSE - BRI	COM	14B	LMH	0.00	0.0	0.00	0	0	0.0	0	0
		1994 TOTALS: BUDGETED/UNDERWAY				0.00	0.0	0.00	0	0	0.0	0	0
					COMPLETED	33,411.31	100.0	33,411.31	293	292	99.6	0	291
						33,411.31	100.0	33,411.31	293	292	99.6	0	291



U.S. Department of Housing and Urban Development  
 Office of Community Planning and Development  
 Integrated Disbursement and Information System  
 CDBG Summary of Accomplishments  
 Program Year: 2018

DATE: 03-06-19  
 TIME: 11:27  
 PAGE: 1

CLEVELAND HEIGHTS

Count of CDBG Activities with Disbursements by Activity Group & Matrix Code

Activity Group	Activity Category	Open Count	Open Activities Disbursed	Completed Count	Completed Activities Disbursed	Program Year Count	Total Activities Disbursed
Economic Development	Rehab; Publicly or Privately-Owned Commercial/Industrial (14E)	0	\$0.00	3	\$46,728.61	3	\$46,728.61
	CI Building Acquisition, Construction, Rehabilitation (17C)	0	\$0.00	2	\$170,874.03	2	\$170,874.03
	<b>Total Economic Development</b>	<b>0</b>	<b>\$0.00</b>	<b>5</b>	<b>\$217,602.64</b>	<b>5</b>	<b>\$217,602.64</b>
Housing	Rehab; Single-Unit Residential (14A)	0	\$0.00	6	\$170,364.25	6	\$170,364.25
	Rehabilitation Administration (14H)	0	\$0.00	3	\$486,879.98	3	\$486,879.98
	Code Enforcement (15)	0	\$0.00	1	\$38,890.58	1	\$38,890.58
	<b>Total Housing</b>	<b>0</b>	<b>\$0.00</b>	<b>10</b>	<b>\$696,134.81</b>	<b>10</b>	<b>\$696,134.81</b>
Public Facilities and Improvements	Street Improvements (03K)	0	\$0.00	1	\$367,247.09	1	\$367,247.09
	Sidewalks (03L)	0	\$0.00	1	\$10,750.00	1	\$10,750.00
	<b>Total Public Facilities and Improvements</b>	<b>0</b>	<b>\$0.00</b>	<b>2</b>	<b>\$377,997.09</b>	<b>2</b>	<b>\$377,997.09</b>
Public Services	Senior Services (05A)	0	\$0.00	1	\$37,061.29	1	\$37,061.29
	Youth Services (05D)	0	\$0.00	4	\$54,524.90	4	\$54,524.90
	Crime Awareness (05I)	0	\$0.00	1	\$47,544.19	1	\$47,544.19
	Housing Counseling only, under 24 CFR 5.100 (05U)	0	\$0.00	1	\$19,372.55	1	\$19,372.55
	Food Banks (05W)	0	\$0.00	2	\$35,110.34	2	\$35,110.34
	Other Public Services Not Listed in 05A-05Y, 03T (05Z)	0	\$0.00	1	\$3,000.00	1	\$3,000.00
	<b>Total Public Services</b>	<b>0</b>	<b>\$0.00</b>	<b>10</b>	<b>\$196,613.27</b>	<b>10</b>	<b>\$196,613.27</b>
General Administration and Planning	General Program Administration (21A)	1	\$0.00	3	\$160,606.24	4	\$160,606.24
	Indirect Costs (21B)	0	\$0.00	1	\$35,000.00	1	\$35,000.00
	Public Information (21C)	0	\$0.00	1	\$31,088.87	1	\$31,088.87
	Fair Housing Activities (subject to 20% Admin Cap) (21D)	0	\$0.00	3	\$20,685.87	3	\$20,685.87
	<b>Total General Administration and Planning</b>	<b>1</b>	<b>\$0.00</b>	<b>8</b>	<b>\$247,380.98</b>	<b>9</b>	<b>\$247,380.98</b>
<b>Grand Total</b>		<b>1</b>	<b>\$0.00</b>	<b>35</b>	<b>\$1,735,728.79</b>	<b>36</b>	<b>\$1,735,728.79</b>



U.S. Department of Housing and Urban Development  
 Office of Community Planning and Development  
 Integrated Disbursement and Information System  
 CDBG Summary of Accomplishments  
 Program Year: 2018

DATE: 03-06-19  
 TIME: 11:27  
 PAGE: 2

CLEVELAND HEIGHTS

CDBG Sum of Actual Accomplishments by Activity Group and Accomplishment Type

Activity Group	Matrix Code	Accomplishment Type	Open Count	Completed Count	Program Year Totals
Economic Development	Rehab; Publicly or Privately-Owned Commercial/Industrial (14E)	Business	0	527	527
	CI Building Acquisition, Construction, Rehabilitation (17C)	Business	0	516	516
	Total Economic Development		0	1,043	1,043
Housing	Rehab; Single-Unit Residential (14A)	Housing Units	0	111	111
	Rehabilitation Administration (14H)	Housing Units	0	0	0
	Code Enforcement (15)	Housing Units	0	9,610	9,610
	Total Housing		0	9,721	9,721
Public Facilities and Improvements	Street Improvements (03K)	Persons	0	3,235	3,235
	Sidewalks (03L)	Persons	0	1,350	1,350
	Total Public Facilities and Improvements		0	4,585	4,585
Public Services	Senior Services (05A)	Persons	0	278	278
	Youth Services (05D)	Persons	0	466	466
	Crime Awareness (05I)	Persons	0	9,610	9,610
	Housing Counseling only, under 24 CFR 5.100 (05U)	Persons	0	280	280
	Food Banks (05W)	Persons	0	4,268	4,268
	Other Public Services Not Listed in 05A-05Y, 03T (05Z)	Persons	0	336	336
	Total Public Services		0	15,238	15,238
Grand Total			0	30,587	30,587



CLEVELAND HEIGHTS

CDBG Beneficiaries by Racial / Ethnic Category

Housing-Non Housing	Race	Total Persons	Total Hispanic		Total Hispanic Households
			Persons	Total Households	
Housing	White	0	0	26	0
	Black/African American	0	0	35	0
	Other multi-racial	0	0	4	0
	<b>Total Housing</b>	<b>0</b>	<b>0</b>	<b>65</b>	<b>0</b>
Non Housing	White	1,191	19	0	0
	Black/African American	3,820	4	0	0
	Asian	33	0	0	0
	American Indian/Alaskan Native	1	0	0	0
	Native Hawaiian/Other Pacific Islander	8	0	0	0
	Black/African American & White	5	0	0	0
	Other multi-racial	570	3	0	0
	<b>Total Non Housing</b>	<b>5,628</b>	<b>26</b>	<b>0</b>	<b>0</b>
	<b>Grand Total</b>	<b>5,628</b>	<b>26</b>	<b>65</b>	<b>0</b>



CLEVELAND HEIGHTS

CDBG Beneficiaries by Income Category

	Income Levels	Owner Occupied	Renter Occupied	Persons
Housing	Extremely Low (<=30%)	10	0	0
	Low (>30% and <=50%)	20	0	0
	Mod (>50% and <=80%)	35	0	0
	Total Low-Mod	65	0	0
	Non Low-Mod (>80%)	0	0	0
	Total Beneficiaries	65	0	0
Non Housing	Extremely Low (<=30%)	0	0	3,823
	Low (>30% and <=50%)	0	0	1,208
	Mod (>50% and <=80%)	0	0	353
	Total Low-Mod	0	0	5,384
	Non Low-Mod (>80%)	0	0	244
	Total Beneficiaries	0	0	5,628





Office of Community Planning and Development  
 U.S. Department of Housing and Urban Development  
 Integrated Disbursement and Information System  
 PR26 - CDBG Financial Summary Report  
 Program Year 2018  
 CLEVELAND HEIGHTS , OH

DATE: 03-06-19  
 TIME: 11:28  
 PAGE: 1

PART I: SUMMARY OF CDBG RESOURCES

01 UNEXPENDED CDBG FUNDS AT END OF PREVIOUS PROGRAM YEAR	1,758,425.30
02 ENTITLEMENT GRANT	1,577,102.00
03 SURPLUS URBAN RENEWAL	0.00
04 SECTION 108 GUARANTEED LOAN FUNDS	0.00
05 CURRENT YEAR PROGRAM INCOME	206,275.86
05a CURRENT YEAR SECTION 108 PROGRAM INCOME (FOR SI TYPE)	0.00
06 FUNDS RETURNED TO THE LINE-OF-CREDIT	0.00
06a FUNDS RETURNED TO THE LOCAL CDBG ACCOUNT	0.00
07 ADJUSTMENT TO COMPUTE TOTAL AVAILABLE	0.00
08 TOTAL AVAILABLE (SUM, LINES 01-07)	3,541,803.16

PART II: SUMMARY OF CDBG EXPENDITURES

09 DISBURSEMENTS OTHER THAN SECTION 108 REPAYMENTS AND PLANNING/ADMINISTRATION	1,488,347.81
10 ADJUSTMENT TO COMPUTE TOTAL AMOUNT SUBJECT TO LOW/MOD BENEFIT	0.00
11 AMOUNT SUBJECT TO LOW/MOD BENEFIT (LINE 09 + LINE 10)	1,488,347.81
12 DISBURSED IN IDIS FOR PLANNING/ADMINISTRATION	247,380.98
13 DISBURSED IN IDIS FOR SECTION 108 REPAYMENTS	0.00
14 ADJUSTMENT TO COMPUTE TOTAL EXPENDITURES	0.00
15 TOTAL EXPENDITURES (SUM, LINES 11-14)	1,735,728.79
16 UNEXPENDED BALANCE (LINE 08 - LINE 15)	1,806,074.37

PART III: LOWMOD BENEFIT THIS REPORTING PERIOD

17 EXPENDED FOR LOW/MOD HOUSING IN SPECIAL AREAS	0.00
18 EXPENDED FOR LOW/MOD MULTI-UNIT HOUSING	0.00
19 DISBURSED FOR OTHER LOW/MOD ACTIVITIES	1,223,336.17
20 ADJUSTMENT TO COMPUTE TOTAL LOW/MOD CREDIT	0.00
21 TOTAL LOW/MOD CREDIT (SUM, LINES 17-20)	1,223,336.17
22 PERCENT LOW/MOD CREDIT (LINE 21/LINE 11)	82.19%

LOW/MOD BENEFIT FOR MULTI-YEAR CERTIFICATIONS

23 PROGRAM YEARS(PY) COVERED IN CERTIFICATION	PY: 2017 PY: 2018 PY: 2019
24 CUMULATIVE NET EXPENDITURES SUBJECT TO LOW/MOD BENEFIT CALCULATION	1,346,493.20
25 CUMULATIVE EXPENDITURES BENEFITING LOW/MOD PERSONS	1,127,346.50
26 PERCENT BENEFIT TO LOW/MOD PERSONS (LINE 25/LINE 24)	83.72%

PART IV: PUBLIC SERVICE (PS) CAP CALCULATIONS

27 DISBURSED IN IDIS FOR PUBLIC SERVICES	196,613.27
28 PS UNLIQUIDATED OBLIGATIONS AT END OF CURRENT PROGRAM YEAR	0.00
29 PS UNLIQUIDATED OBLIGATIONS AT END OF PREVIOUS PROGRAM YEAR	0.00
30 ADJUSTMENT TO COMPUTE TOTAL PS OBLIGATIONS	0.00
31 TOTAL PS OBLIGATIONS (LINE 27 + LINE 28 - LINE 29 + LINE 30)	196,613.27
32 ENTITLEMENT GRANT	1,577,102.00
33 PRIOR YEAR PROGRAM INCOME	150,594.20
34 ADJUSTMENT TO COMPUTE TOTAL SUBJECT TO PS CAP	0.00
35 TOTAL SUBJECT TO PS CAP (SUM, LINES 32-34)	1,727,696.20
36 PERCENT FUNDS OBLIGATED FOR PS ACTIVITIES (LINE 31/LINE 35)	11.38%

PART V: PLANNING AND ADMINISTRATION (PA) CAP

37 DISBURSED IN IDIS FOR PLANNING/ADMINISTRATION	247,380.98
38 PA UNLIQUIDATED OBLIGATIONS AT END OF CURRENT PROGRAM YEAR	0.00
39 PA UNLIQUIDATED OBLIGATIONS AT END OF PREVIOUS PROGRAM YEAR	0.00
40 ADJUSTMENT TO COMPUTE TOTAL PA OBLIGATIONS	0.00
41 TOTAL PA OBLIGATIONS (LINE 37 + LINE 38 - LINE 39 +LINE 40)	247,380.98
42 ENTITLEMENT GRANT	1,577,102.00
43 CURRENT YEAR PROGRAM INCOME	206,275.86
44 ADJUSTMENT TO COMPUTE TOTAL SUBJECT TO PA CAP	0.00
45 TOTAL SUBJECT TO PA CAP (SUM, LINES 42-44)	1,783,377.86
46 PERCENT FUNDS OBLIGATED FOR PA ACTIVITIES (LINE 41/LINE 45)	13.87%



Office of Community Planning and Development  
 U.S. Department of Housing and Urban Development  
 Integrated Disbursement and Information System  
 PR26 - CDBG Financial Summary Report  
 Program Year 2018  
 CLEVELAND HEIGHTS , OH

DATE: 03-06-19  
 TIME: 11:28  
 PAGE: 2

LINE 17 DETAIL: ACTIVITIES TO CONSIDER IN DETERMINING THE AMOUNT TO ENTER ON LINE 17

Report returned no data.

LINE 18 DETAIL: ACTIVITIES TO CONSIDER IN DETERMINING THE AMOUNT TO ENTER ON LINE 18

Report returned no data.

LINE 19 DETAIL: ACTIVITIES INCLUDED IN THE COMPUTATION OF LINE 19

Plan Year	IDIS Project	IDIS Activity	Voucher Number	Activity Name	Matrix Code	National Objective	Drawn Amount
2018	4	1205	6181629	Streets Improvement	03K	LMA	\$169,697.00
2018	4	1205	6182742	Streets Improvement	03K	LMA	\$197,550.09
					03K	Matrix Code	\$367,247.09
2018	9	1174	6180249	Cedar Taylor Business Association	03L	LMA	\$2,842.00
2018	9	1174	6182731	Cedar Taylor Business Association	03L	LMA	\$7,158.00
2018	9	1174	6203957	Cedar Taylor Business Association	03L	LMA	\$750.00
					03L	Matrix Code	\$10,750.00
2018	12	1182	6180249	Office on Aging Senior Programs	05A	LMC	\$2,488.36
2018	12	1182	6180724	Office on Aging Senior Programs	05A	LMC	\$3,672.10
2018	12	1182	6180900	Office on Aging Senior Programs	05A	LMC	\$2,488.37
2018	12	1182	6181569	Office on Aging Senior Programs	05A	LMC	\$2,488.37
2018	12	1182	6181629	Office on Aging Senior Programs	05A	LMC	\$2,532.81
2018	12	1182	6181776	Office on Aging Senior Programs	05A	LMC	\$2,547.62
2018	12	1182	6182731	Office on Aging Senior Programs	05A	LMC	\$2,520.35
2018	12	1182	6182742	Office on Aging Senior Programs	05A	LMC	\$3,821.42
2018	12	1182	6203957	Office on Aging Senior Programs	05A	LMC	\$3,060.41
2018	12	1182	6203965	Office on Aging Senior Programs	05A	LMC	\$2,547.62
2018	12	1182	6203970	Office on Aging Senior Programs	05A	LMC	\$2,547.62
2018	12	1182	6220669	Office on Aging Senior Programs	05A	LMC	\$2,547.62
2018	12	1182	6220672	Office on Aging Senior Programs	05A	LMC	\$3,798.62
					05A	Matrix Code	\$37,061.29
2018	10	1175	6180249	Family Connections	05D	LMC	\$5,000.00
2018	10	1175	6182731	Family Connections	05D	LMC	\$10,000.00
2018	10	1175	6220672	Family Connections	05D	LMC	\$5,000.00
2018	10	1176	6180249	Open Doors Academy	05D	LMC	\$4,000.00
2018	10	1176	6220664	Open Doors Academy	05D	LMC	\$991.50
2018	10	1177	6180249	Heights Youth Club	05D	LMC	\$8,750.01
2018	10	1177	6182742	Heights Youth Club	05D	LMC	\$11,666.64
2018	10	1178	6180249	Lake Erie Ink	05D	LMC	\$1,376.25
2018	10	1178	6180900	Lake Erie Ink	05D	LMC	\$721.50
2018	10	1178	6181569	Lake Erie Ink	05D	LMC	\$913.50
2018	10	1178	6181629	Lake Erie Ink	05D	LMC	\$1,105.50
2018	10	1178	6181776	Lake Erie Ink	05D	LMC	\$877.00
2018	10	1178	6182731	Lake Erie Ink	05D	LMC	\$1,080.00
2018	10	1178	6220664	Lake Erie Ink	05D	LMC	\$1,108.00
2018	10	1178	6220672	Lake Erie Ink	05D	LMC	\$1,935.00
					05D	Matrix Code	\$54,524.90
2018	5	1196	6180249	HPO Neighborhood Relations Program	05I	LMA	\$3,261.30
2018	5	1196	6180724	HPO Neighborhood Relations Program	05I	LMA	\$4,751.45
2018	5	1196	6180900	HPO Neighborhood Relations Program	05I	LMA	\$3,261.04
2018	5	1196	6181569	HPO Neighborhood Relations Program	05I	LMA	\$1,918.62
2018	5	1196	6181629	HPO Neighborhood Relations Program	05I	LMA	\$3,865.37
2018	5	1196	6181776	HPO Neighborhood Relations Program	05I	LMA	\$2,518.75
2018	5	1196	6182731	HPO Neighborhood Relations Program	05I	LMA	\$3,875.01
2018	5	1196	6182742	HPO Neighborhood Relations Program	05I	LMA	\$5,618.76
2018	5	1196	6203957	HPO Neighborhood Relations Program	05I	LMA	\$3,875.41
2018	5	1196	6203965	HPO Neighborhood Relations Program	05I	LMA	\$2,518.75



Office of Community Planning and Development  
 U.S. Department of Housing and Urban Development  
 Integrated Disbursement and Information System  
 PR26 - CDBG Financial Summary Report  
 Program Year 2018  
 CLEVELAND HEIGHTS , OH

DATE: 03-06-19  
 TIME: 11:28  
 PAGE: 3

Plan Year	IDIS Project	IDIS Activity	Voucher Number	Activity Name	Matrix Code	National Objective	Drawn Amount
2018	5	1196	6203970	HPO Neighborhood Relations Program	05I	LMA	\$2,518.75
2018	5	1196	6220669	HPO Neighborhood Relations Program	05I	LMA	\$2,518.75
2018	5	1196	6220672	HPO Neighborhood Relations Program	05I	LMA	\$7,042.23
					05I	Matrix Code	\$47,544.19
2018	13	1184	6180249	HRRC Housing Counselor	05U	LMC	\$2,746.50
2018	13	1184	6180900	HRRC Housing Counselor	05U	LMC	\$1,373.25
2018	13	1184	6181569	HRRC Housing Counselor	05U	LMC	\$1,373.25
2018	13	1184	6181629	HRRC Housing Counselor	05U	LMC	\$1,375.25
2018	13	1184	6181776	HRRC Housing Counselor	05U	LMC	\$1,578.95
2018	13	1184	6182731	HRRC Housing Counselor	05U	LMC	\$1,578.95
2018	13	1184	6182742	HRRC Housing Counselor	05U	LMC	\$1,705.55
2018	13	1184	6203957	HRRC Housing Counselor	05U	LMC	\$1,705.55
2018	13	1184	6203965	HRRC Housing Counselor	05U	LMC	\$1,639.50
2018	13	1184	6220664	HRRC Housing Counselor	05U	LMC	\$1,432.60
2018	13	1184	6220669	HRRC Housing Counselor	05U	LMC	\$1,432.60
2018	13	1184	6220672	HRRC Housing Counselor	05U	LMC	\$1,430.60
					05U	Matrix Code	\$19,372.55
2018	11	1179	6180249	Start Right CDC Food Program	05W	LMC	\$4,000.00
2018	11	1179	6181776	Start Right CDC Food Program	05W	LMC	\$1,387.42
2018	11	1179	6182731	Start Right CDC Food Program	05W	LMC	\$1,078.18
2018	11	1179	6182742	Start Right CDC Food Program	05W	LMC	\$1,600.00
2018	11	1179	6220672	Start Right CDC Food Program	05W	LMC	\$3,171.82
2018	11	1180	6180249	Heights Emergency Food Center	05W	LMC	\$5,572.62
2018	11	1180	6181629	Heights Emergency Food Center	05W	LMC	\$4,074.16
2018	11	1180	6220664	Heights Emergency Food Center	05W	LMC	\$13,147.96
2018	11	1180	6220672	Heights Emergency Food Center	05W	LMC	\$1,078.18
					05W	Matrix Code	\$35,110.34
2018	11	1181	6181569	Gesher	05Z	LMC	\$1,000.00
2018	11	1181	6182742	Gesher	05Z	LMC	\$2,000.00
					05Z	Matrix Code	\$3,000.00
2018	14	1185	6180249	HRRC Assist Grants	14A	LMH	\$700.00
2018	14	1185	6181569	HRRC Assist Grants	14A	LMH	\$2,500.00
2018	14	1185	6181776	HRRC Assist Grants	14A	LMH	\$1,000.00
2018	14	1185	6203957	HRRC Assist Grants	14A	LMH	\$1,253.00
2018	14	1185	6220664	HRRC Assist Grants	14A	LMH	\$53.00
2018	14	1185	6220669	HRRC Assist Grants	14A	LMH	\$3,000.00
2018	14	1185	6220672	HRRC Assist Grants	14A	LMH	\$6,000.00
2018	14	1187	6180249	HRRC Senior Home Stability Grant	14A	LMH	\$6,600.00
2018	14	1187	6181569	HRRC Senior Home Stability Grant	14A	LMH	\$2,935.00
2018	14	1187	6220669	HRRC Senior Home Stability Grant	14A	LMH	\$1,500.00
2018	14	1190	6180249	HPO Exterior Paint Program	14A	LMH	\$4,200.00
2018	14	1190	6181776	HPO Exterior Paint Program	14A	LMH	\$9,800.00
2018	14	1190	6182731	HPO Exterior Paint Program	14A	LMH	\$12,485.00
2018	14	1190	6182742	HPO Exterior Paint Program	14A	LMH	\$9,300.00
2018	14	1190	6203957	HPO Exterior Paint Program	14A	LMH	\$18,525.00
2018	14	1190	6203965	HPO Exterior Paint Program	14A	LMH	\$5,750.00
2018	14	1190	6220664	HPO Exterior Paint Program	14A	LMH	\$16,570.00
2018	14	1190	6220669	HPO Exterior Paint Program	14A	LMH	\$3,640.00
2018	14	1190	6220672	HPO Exterior Paint Program	14A	LMH	\$3,100.00
2018	14	1192	6180249	HPO Violation Repair Program for Seniors	14A	LMH	\$1,000.00
2018	14	1192	6180724	HPO Violation Repair Program for Seniors	14A	LMH	\$1,000.00
2018	14	1192	6181776	HPO Violation Repair Program for Seniors	14A	LMH	\$2,100.00
2018	14	1192	6182731	HPO Violation Repair Program for Seniors	14A	LMH	\$900.00
2018	14	1192	6182742	HPO Violation Repair Program for Seniors	14A	LMH	\$3,390.00
2018	14	1192	6203957	HPO Violation Repair Program for Seniors	14A	LMH	\$1,000.00
2018	14	1192	6203965	HPO Violation Repair Program for Seniors	14A	LMH	\$10.00



Office of Community Planning and Development  
 U.S. Department of Housing and Urban Development  
 Integrated Disbursement and Information System  
 PR26 - CDBG Financial Summary Report  
 Program Year 2018  
 CLEVELAND HEIGHTS , OH

DATE: 03-06-19  
 TIME: 11:28  
 PAGE: 4

Plan Year	IDIS Project	IDIS Activity	Voucher Number	Activity Name	Matrix Code	National Objective	Drawn Amount
2018	14	1192	6220664	HPO Violation Repair Program for Seniors	14A	LMH	\$600.00
2018	14	1192	6220669	HPO Violation Repair Program for Seniors	14A	LMH	\$5,265.00
2018	15	1186	6181569	HRRC Assist Deferred Loan Match	14A	LMH	\$1,561.60
					14A	Matrix Code	\$125,737.60
2018	3	1200	6203957	Storefront Rebate LMI	14E	LMA	\$8,614.06
					14E	Matrix Code	\$8,614.06
2018	15	1183	6180249	HRRC Administration	14H	LMH	\$18,333.32
2018	15	1183	6180900	HRRC Administration	14H	LMH	\$9,166.66
2018	15	1183	6181569	HRRC Administration	14H	LMH	\$9,166.66
2018	15	1183	6181629	HRRC Administration	14H	LMH	\$9,166.66
2018	15	1183	6181776	HRRC Administration	14H	LMH	\$9,166.66
2018	15	1183	6182731	HRRC Administration	14H	LMH	\$7,933.40
2018	15	1183	6182742	HRRC Administration	14H	LMH	\$12,967.85
2018	15	1183	6203957	HRRC Administration	14H	LMH	\$10,595.85
2018	15	1183	6203965	HRRC Administration	14H	LMH	\$10,595.85
2018	15	1183	6220664	HRRC Administration	14H	LMH	\$10,444.06
2018	15	1183	6220669	HRRC Administration	14H	LMH	\$10,444.06
2018	15	1183	6220672	HRRC Administration	14H	LMH	\$10,444.06
2018	15	1189	6180249	HPO Administration LMI	14H	LMH	\$19,478.22
2018	15	1189	6180724	HPO Administration LMI	14H	LMH	\$20,182.59
2018	15	1189	6180900	HPO Administration LMI	14H	LMH	\$16,575.65
2018	15	1189	6181569	HPO Administration LMI	14H	LMH	\$15,807.32
2018	15	1189	6181629	HPO Administration LMI	14H	LMH	\$15,899.36
2018	15	1189	6181776	HPO Administration LMI	14H	LMH	\$16,079.80
2018	15	1189	6182731	HPO Administration LMI	14H	LMH	\$14,320.91
2018	15	1189	6182742	HPO Administration LMI	14H	LMH	\$24,833.32
2018	15	1189	6203957	HPO Administration LMI	14H	LMH	\$19,797.32
2018	15	1189	6203965	HPO Administration LMI	14H	LMH	\$16,281.55
2018	15	1189	6203970	HPO Administration LMI	14H	LMH	\$16,079.79
2018	15	1189	6220664	HPO Administration LMI	14H	LMH	\$4,493.51
2018	15	1189	6220669	HPO Administration LMI	14H	LMH	\$9,817.30
2018	15	1189	6220672	HPO Administration LMI	14H	LMH	\$59,194.54
					14H	Matrix Code	\$397,266.27
2018	1	1194	6203970	HPO Code Enforcement LMI	15	LMA	\$17,593.89
2018	1	1194	6220664	HPO Code Enforcement LMI	15	LMA	\$299.47
2018	1	1194	6220669	HPO Code Enforcement LMI	15	LMA	\$1,789.34
2018	1	1194	6220672	HPO Code Enforcement LMI	15	LMA	\$19,207.88
					15	Matrix Code	\$38,890.58
2018	3	1197	6180249	Economic Development Admin LMI	17C	LMA	\$5,641.02
2018	3	1197	6180724	Economic Development Admin LMI	17C	LMA	\$6,203.56
2018	3	1197	6180900	Economic Development Admin LMI	17C	LMA	\$5,054.66
2018	3	1197	6181569	Economic Development Admin LMI	17C	LMA	\$5,039.00
2018	3	1197	6181629	Economic Development Admin LMI	17C	LMA	\$5,099.59
2018	3	1197	6181776	Economic Development Admin LMI	17C	LMA	\$5,112.18
2018	3	1197	6182731	Economic Development Admin LMI	17C	LMA	\$2,869.20
2018	3	1197	6182742	Economic Development Admin LMI	17C	LMA	\$7,549.93
2018	3	1197	6203957	Economic Development Admin LMI	17C	LMA	\$5,865.99
2018	3	1197	6203965	Economic Development Admin LMI	17C	LMA	\$5,112.18
2018	3	1197	6203970	Economic Development Admin LMI	17C	LMA	\$5,112.18
2018	3	1197	6220664	Economic Development Admin LMI	17C	LMA	\$950.53
2018	3	1197	6220669	Economic Development Admin LMI	17C	LMA	\$5,112.18
2018	3	1197	6220672	Economic Development Admin LMI	17C	LMA	\$13,495.10
					17C	Matrix Code	\$78,217.30
Total							\$1,223,336.17



Office of Community Planning and Development  
 U.S. Department of Housing and Urban Development  
 Integrated Disbursement and Information System  
 PR26 - CDBG Financial Summary Report  
 Program Year 2018  
 CLEVELAND HEIGHTS , OH

DATE: 03-06-19  
 TIME: 11:28  
 PAGE: 5

Plan Year	IDIS Project	IDIS Activity	Voucher Number	Activity Name	Matrix Code	National Objective	Drawn Amount
2018	12	1182	6180249	Office on Aging Senior Programs	05A	LMC	\$2,488.36
2018	12	1182	6180724	Office on Aging Senior Programs	05A	LMC	\$3,672.10
2018	12	1182	6180900	Office on Aging Senior Programs	05A	LMC	\$2,488.37
2018	12	1182	6181569	Office on Aging Senior Programs	05A	LMC	\$2,488.37
2018	12	1182	6181629	Office on Aging Senior Programs	05A	LMC	\$2,532.81
2018	12	1182	6181776	Office on Aging Senior Programs	05A	LMC	\$2,547.62
2018	12	1182	6182731	Office on Aging Senior Programs	05A	LMC	\$2,520.35
2018	12	1182	6182742	Office on Aging Senior Programs	05A	LMC	\$3,821.42
2018	12	1182	6203957	Office on Aging Senior Programs	05A	LMC	\$3,060.41
2018	12	1182	6203965	Office on Aging Senior Programs	05A	LMC	\$2,547.62
2018	12	1182	6203970	Office on Aging Senior Programs	05A	LMC	\$2,547.62
2018	12	1182	6220669	Office on Aging Senior Programs	05A	LMC	\$2,547.62
2018	12	1182	6220672	Office on Aging Senior Programs	05A	LMC	\$3,798.62
					05A	Matrix Code	\$37,061.29
2018	10	1175	6180249	Family Connections	05D	LMC	\$5,000.00
2018	10	1175	6182731	Family Connections	05D	LMC	\$10,000.00
2018	10	1175	6220672	Family Connections	05D	LMC	\$5,000.00
2018	10	1176	6180249	Open Doors Academy	05D	LMC	\$4,000.00
2018	10	1176	6220664	Open Doors Academy	05D	LMC	\$991.50
2018	10	1177	6180249	Heights Youth Club	05D	LMC	\$8,750.01
2018	10	1177	6182742	Heights Youth Club	05D	LMC	\$11,666.64
2018	10	1178	6180249	Lake Erie Ink	05D	LMC	\$1,376.25
2018	10	1178	6180900	Lake Erie Ink	05D	LMC	\$721.50
2018	10	1178	6181569	Lake Erie Ink	05D	LMC	\$913.50
2018	10	1178	6181629	Lake Erie Ink	05D	LMC	\$1,105.50
2018	10	1178	6181776	Lake Erie Ink	05D	LMC	\$877.00
2018	10	1178	6182731	Lake Erie Ink	05D	LMC	\$1,080.00
2018	10	1178	6220664	Lake Erie Ink	05D	LMC	\$1,108.00
2018	10	1178	6220672	Lake Erie Ink	05D	LMC	\$1,935.00
					05D	Matrix Code	\$54,524.90
2018	5	1196	6180249	HPO Neighborhood Relations Program	05I	LMA	\$3,261.30
2018	5	1196	6180724	HPO Neighborhood Relations Program	05I	LMA	\$4,751.45
2018	5	1196	6180900	HPO Neighborhood Relations Program	05I	LMA	\$3,261.04
2018	5	1196	6181569	HPO Neighborhood Relations Program	05I	LMA	\$1,918.62
2018	5	1196	6181629	HPO Neighborhood Relations Program	05I	LMA	\$3,865.37
2018	5	1196	6181776	HPO Neighborhood Relations Program	05I	LMA	\$2,518.75
2018	5	1196	6182731	HPO Neighborhood Relations Program	05I	LMA	\$3,875.01
2018	5	1196	6182742	HPO Neighborhood Relations Program	05I	LMA	\$5,618.76
2018	5	1196	6203957	HPO Neighborhood Relations Program	05I	LMA	\$3,875.41
2018	5	1196	6203965	HPO Neighborhood Relations Program	05I	LMA	\$2,518.75
2018	5	1196	6203970	HPO Neighborhood Relations Program	05I	LMA	\$2,518.75
2018	5	1196	6220669	HPO Neighborhood Relations Program	05I	LMA	\$2,518.75
2018	5	1196	6220672	HPO Neighborhood Relations Program	05I	LMA	\$7,042.23
					05I	Matrix Code	\$47,544.19
2018	13	1184	6180249	HRRC Housing Counselor	05U	LMC	\$2,746.50
2018	13	1184	6180900	HRRC Housing Counselor	05U	LMC	\$1,373.25
2018	13	1184	6181569	HRRC Housing Counselor	05U	LMC	\$1,373.25
2018	13	1184	6181629	HRRC Housing Counselor	05U	LMC	\$1,375.25
2018	13	1184	6181776	HRRC Housing Counselor	05U	LMC	\$1,578.95
2018	13	1184	6182731	HRRC Housing Counselor	05U	LMC	\$1,578.95
2018	13	1184	6182742	HRRC Housing Counselor	05U	LMC	\$1,705.55
2018	13	1184	6203957	HRRC Housing Counselor	05U	LMC	\$1,705.55
2018	13	1184	6203965	HRRC Housing Counselor	05U	LMC	\$1,639.50
2018	13	1184	6220664	HRRC Housing Counselor	05U	LMC	\$1,432.60
2018	13	1184	6220669	HRRC Housing Counselor	05U	LMC	\$1,432.60
2018	13	1184	6220672	HRRC Housing Counselor	05U	LMC	\$1,430.60



Office of Community Planning and Development  
 U.S. Department of Housing and Urban Development  
 Integrated Disbursement and Information System  
 PR26 - CDBG Financial Summary Report  
 Program Year 2018  
 CLEVELAND HEIGHTS , OH

DATE: 03-06-19  
 TIME: 11:28  
 PAGE: 6

Plan Year	IDIS Project	IDIS Activity	Voucher Number	Activity Name	Matrix Code	National Objective	Drawn Amount
					05U	Matrix Code	\$19,372.55
2018	11	1179	6180249	Start Right CDC Food Program	05W	LMC	\$4,000.00
2018	11	1179	6181776	Start Right CDC Food Program	05W	LMC	\$1,387.42
2018	11	1179	6182731	Start Right CDC Food Program	05W	LMC	\$1,078.18
2018	11	1179	6182742	Start Right CDC Food Program	05W	LMC	\$1,600.00
2018	11	1179	6220672	Start Right CDC Food Program	05W	LMC	\$3,171.82
2018	11	1180	6180249	Heights Emergency Food Center	05W	LMC	\$5,572.62
2018	11	1180	6181629	Heights Emergency Food Center	05W	LMC	\$4,074.16
2018	11	1180	6220664	Heights Emergency Food Center	05W	LMC	\$13,147.96
2018	11	1180	6220672	Heights Emergency Food Center	05W	LMC	\$1,078.18
					05W	Matrix Code	\$35,110.34
2018	11	1181	6181569	Gesher	05Z	LMC	\$1,000.00
2018	11	1181	6182742	Gesher	05Z	LMC	\$2,000.00
					05Z	Matrix Code	\$3,000.00
Total							\$196,613.27

LINE 37 DETAIL: ACTIVITIES INCLUDED IN THE COMPUTATION OF LINE 37

Plan Year	IDIS Project	IDIS Activity	Voucher Number	Activity Name	Matrix Code	National Objective	Drawn Amount
2018	6	1166	6180249	CDBG Administration	21A		\$3,986.95
2018	6	1166	6180724	CDBG Administration	21A		\$7,808.99
2018	6	1166	6180900	CDBG Administration	21A		\$6,241.36
2018	6	1166	6181569	CDBG Administration	21A		\$6,521.47
2018	6	1166	6181629	CDBG Administration	21A		\$11,139.52
2018	6	1166	6181776	CDBG Administration	21A		\$7,641.85
2018	6	1166	6182731	CDBG Administration	21A		\$7,294.43
2018	6	1166	6182742	CDBG Administration	21A		\$9,216.75
2018	6	1166	6203957	CDBG Administration	21A		\$13,136.42
2018	6	1166	6203965	CDBG Administration	21A		\$6,392.07
2018	6	1166	6203970	CDBG Administration	21A		\$6,117.07
2018	6	1166	6220664	CDBG Administration	21A		\$1,752.59
2018	6	1166	6220669	CDBG Administration	21A		\$4,665.65
2018	6	1166	6220672	CDBG Administration	21A		\$19,301.70
2018	6	1168	6180249	CDBG Financial Administration	21A		\$203.93
2018	6	1168	6180724	CDBG Financial Administration	21A		\$258.41
2018	6	1168	6203970	CDBG Financial Administration	21A		\$7,814.12
2018	6	1168	6220664	CDBG Financial Administration	21A		\$0.01
2018	6	1168	6220669	CDBG Financial Administration	21A		\$781.41
2018	6	1168	6220672	CDBG Financial Administration	21A		\$5,553.45
2018	6	1169	6180249	Geographic Information Systems	21A		\$748.77
2018	6	1169	6203957	Geographic Information Systems	21A		\$6,414.00
2018	6	1169	6203970	Geographic Information Systems	21A		\$26,874.42
2018	6	1169	6220672	Geographic Information Systems	21A		\$740.90
					21A	Matrix Code	\$160,606.24
2018	6	1167	6220672	Indirect Costs	21B		\$24,120.53
2018	6	1167	6237266	Indirect Costs	21B		\$10,879.47
					21B	Matrix Code	\$35,000.00
2018	8	1173	6180249	FutureHeights	21C		\$9,040.69
2018	8	1173	6180900	FutureHeights	21C		\$3,492.94
2018	8	1173	6181569	FutureHeights	21C		\$2,782.57
2018	8	1173	6181629	FutureHeights	21C		\$3,141.89
2018	8	1173	6181776	FutureHeights	21C		\$481.56
2018	8	1173	6203965	FutureHeights	21C		\$5,356.29
2018	8	1173	6220664	FutureHeights	21C		\$2,693.77
2018	8	1173	6220669	FutureHeights	21C		\$4,099.16



Office of Community Planning and Development  
 U.S. Department of Housing and Urban Development  
 Integrated Disbursement and Information System  
 PR26 - CDBG Financial Summary Report  
 Program Year 2018  
 CLEVELAND HEIGHTS , OH

DATE: 03-06-19  
 TIME: 11:28  
 PAGE: 7

Plan Year	IDIS Project	IDIS Activity	Voucher Number	Activity Name	Matrix Code	National Objective	<b>Drawn Amount</b>
					21C	Matrix Code	\$31,088.87
2018	7	1170	6180249	Fair Housing Activities	21D		\$5,100.00
2018	7	1170	6181776	Fair Housing Activities	21D		\$1,700.00
2018	7	1170	6220664	Fair Housing Activities	21D		\$4,250.00
2018	7	1170	6220672	Fair Housing Activities	21D		\$2,550.00
2018	7	1171	6180249	HCC Diversity	21D		\$4,895.60
2018	7	1172	6180249	Cleveland Tenants Organization	21D		\$1,722.69
2018	7	1172	6180900	Cleveland Tenants Organization	21D		\$467.58
					21D	Matrix Code	\$20,685.87
<b>Total</b>							<b>\$247,380.98</b>